



Doncaster
Council

Branton St Wilfrid's Primary School

EYFS, Phonics, KS1
and KS2 results

2019

National' figures are taken from the revised data provided by NCER on 10 July 2019,
and are provided for internal use within schools and LAs only.

General notes on the data

This report uses the data that was available on 10 July 2019. Figures for the school, LA and national may change following checking, discounting and validation, and the figures given here may therefore differ from what the final data published by DfE and in ASP. National figures are taken from NCER and are based on data supplied by LAs to NCER.

3-year trends are now provided for all phases.

On the Phonics page, the school's 2018 EYFS outcomes are shown for comparison.

EHCP is used throughout to refer to pupils with an EHCP or a Statement.

Pupil premium figures are used throughout the report.

In KS2, the cohort figures shown in the table correspond to pupils eligible for the test. The numbers eligible for the progress measure may be different, and will be reflected in the labels on the progress charts.

In KS2 reading, maths and GP&S tests, a mark of Exp is a scaled score of at least 100, and a mark of High is a scaled score of at least 110. For the 'reading, writing and maths combined' measure, pupils must get at least 110 in the reading and maths tests and GDS in the writing TA to be counted as High.

In KS1 and KS2, for ease of reading all pre-key-stage standards are combined into a single grade of PKS. The full breakdown showing each standard individually is available through Perspective under LA Reports.

Notes on reading the graphs

A speckled grey bar running the full height of the chart indicates that there are no pupils in that group.

A blank column therefore indicates that no pupils achieved the benchmark.

(This does not apply to charts showing trends)

Charts with blue bars show average marks.

Charts with green bars show where pupils have met a specified threshold (and those with orange and red bars show where pupils have not met the threshold).

Charts with purple bars show average progress scores at KS2. Negative figures indicate that pupils made less progress than pupils with the same starting point nationally.

A grey diamond marker indicates the national average for that group to achieve the pass mark (EXS+ for teacher assessments, and 100+ for scaled scores). On multi-coloured charts, this corresponds with the top of the green bar(s).

Charts with spotted shading show pupils' transition from the previous phase or key stage.

For KS1, this shows pupils' EYFS outcomes in reading, writing, number and SS&M and outcomes in Y1 phonics.

For KS2, this shows pupils' outcomes at KS1.

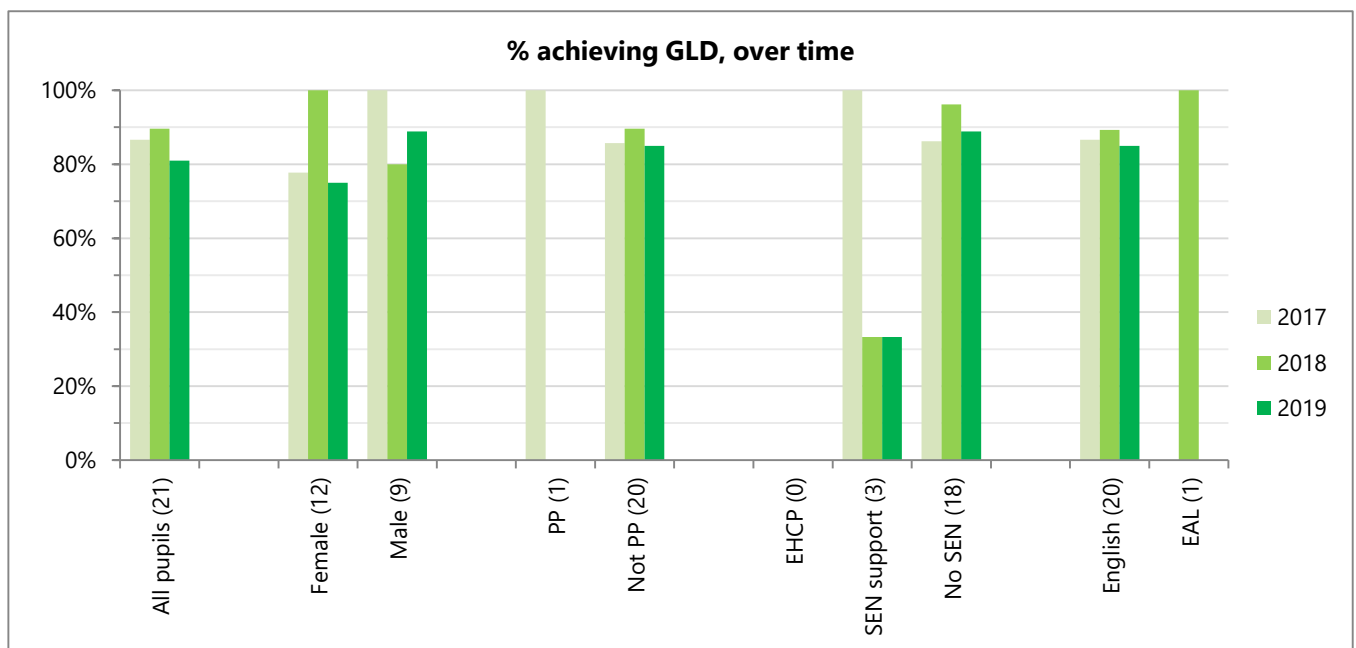
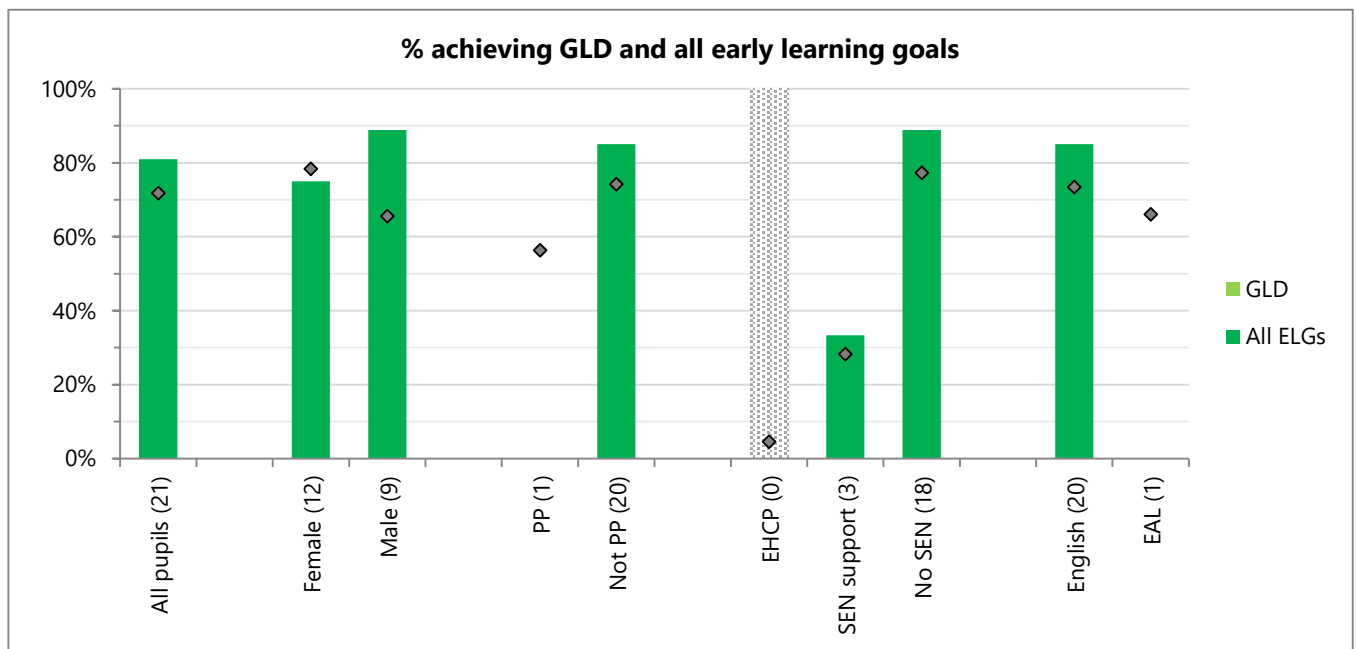
Early Years	% GLD	All ELGs	ATPS
EYFSP	81%	81%	36.0

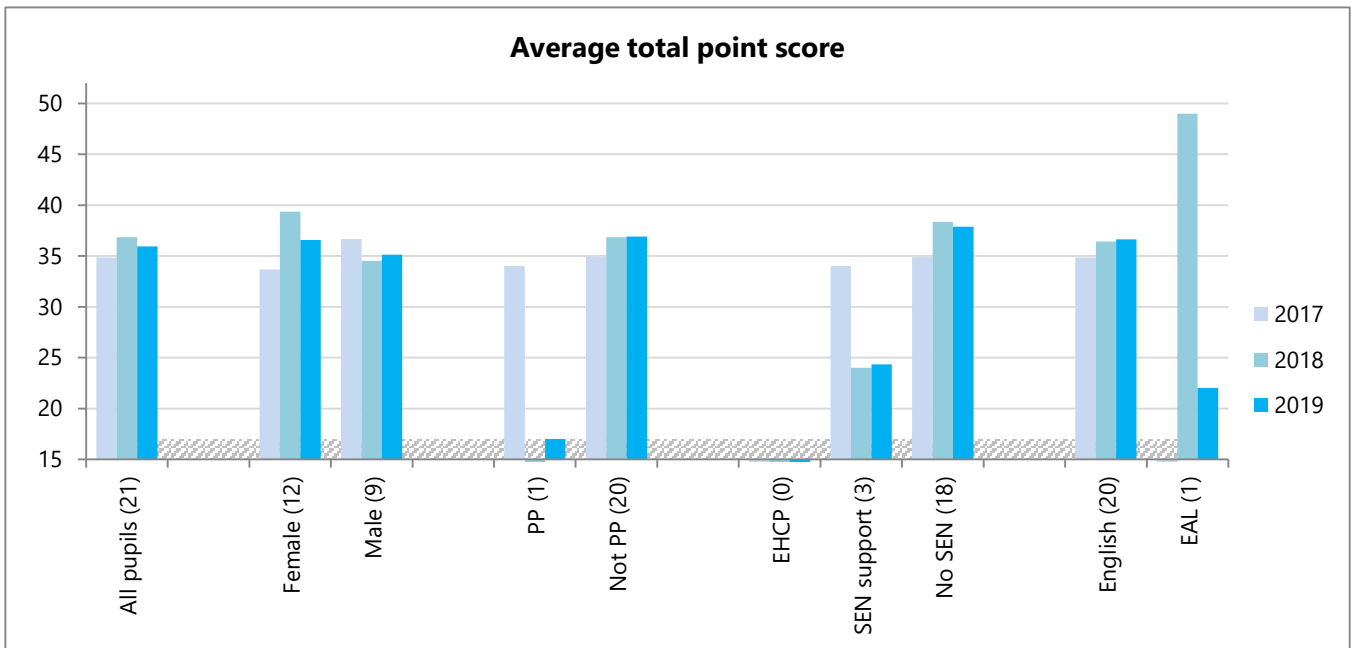
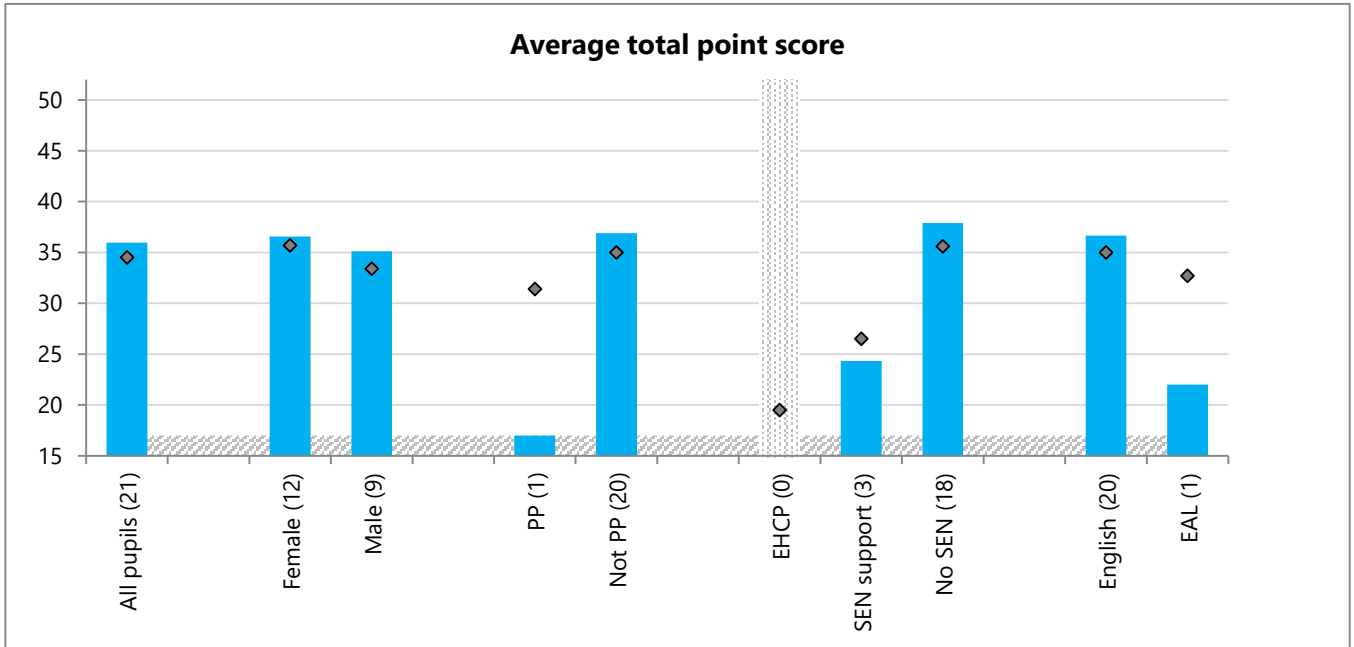
Phonics	% Wa	Score
Year 1	93%	36.7
Year 2 re-sit	33%	27.7
By end of Y2	93%	-

Key Stage 1	% EXS+	% GDS
Reading	86%	32%
Writing	82%	25%
Maths	86%	32%
Science	89%	-
RW&M	82%	25%

Key Stage 2	Exp+/EXS+	High/GDS	Score	Progress
Reading	73%	30%	105	+1.7
Writing	80%	23%	-	+1.6
Maths	90%	27%	105	+1.8
Science	87%	-	-	-
GP&S	83%	27%	106	-
RW&M	63%	13%	-	-

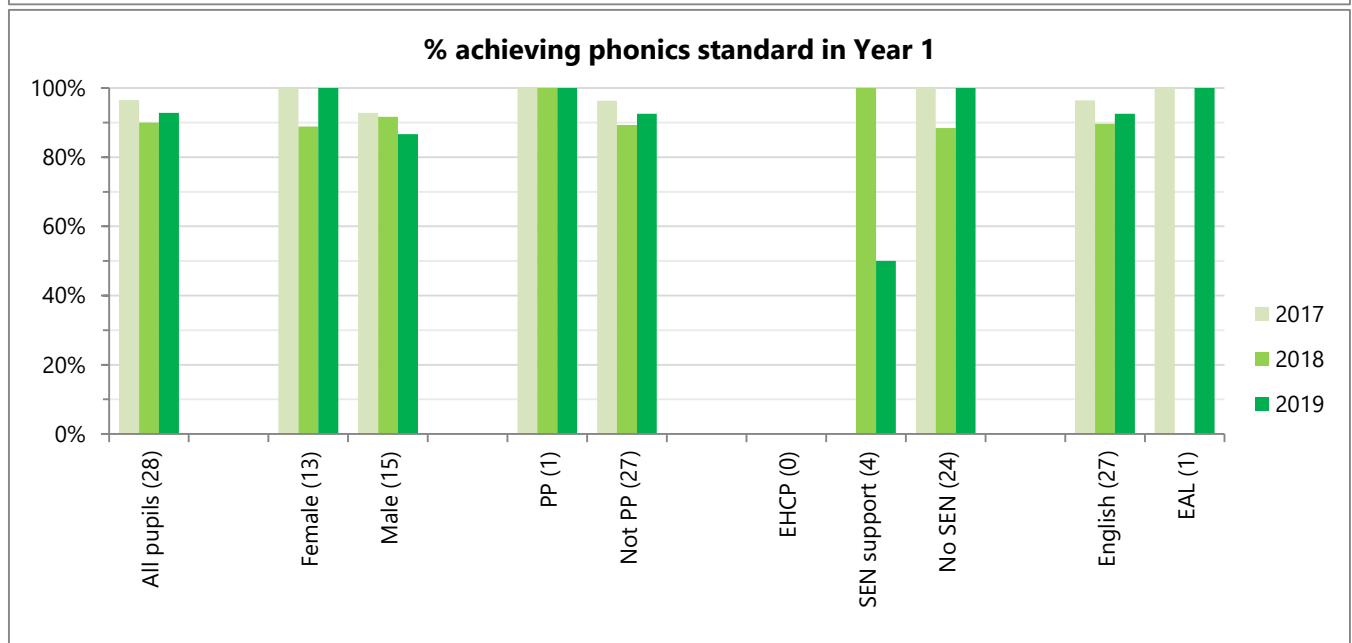
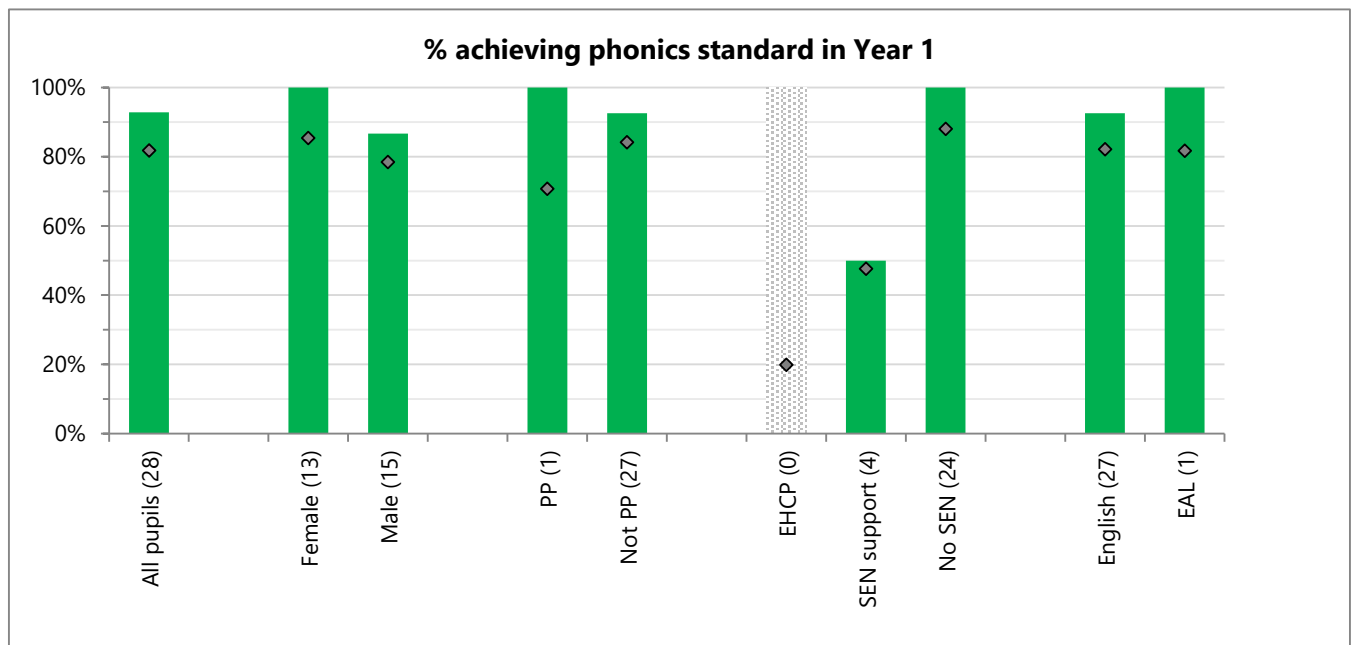
	% of cohort	GLD 2019	All ELGs	Total points	LA (GLD)	England	GLD 2018	GLD 2017
All pupils (21)	100%	81%	81%	36.0	72%	72%	90%	87%
Female (12)	57%	75%	75%	36.6	79%	78%	100%	78%
Male (9)	43%	89%	89%	35.1	65%	66%	80%	100%
PP (1)	5%	0%	0%	17.0	58%	56%		100%
Not PP (20)	95%	85%	85%	36.9	75%	74%	90%	86%
EHCP (0)	0%				0%	5%		
SEN support (3)	14%	33%	33%	24.3	26%	28%	33%	100%
No SEN (18)	86%	89%	89%	37.9	77%	77%	96%	86%
English (20)	95%	85%	85%	36.7	74%	74%	89%	87%
EAL (1)	5%	0%	0%	22.0	62%	66%	100%	

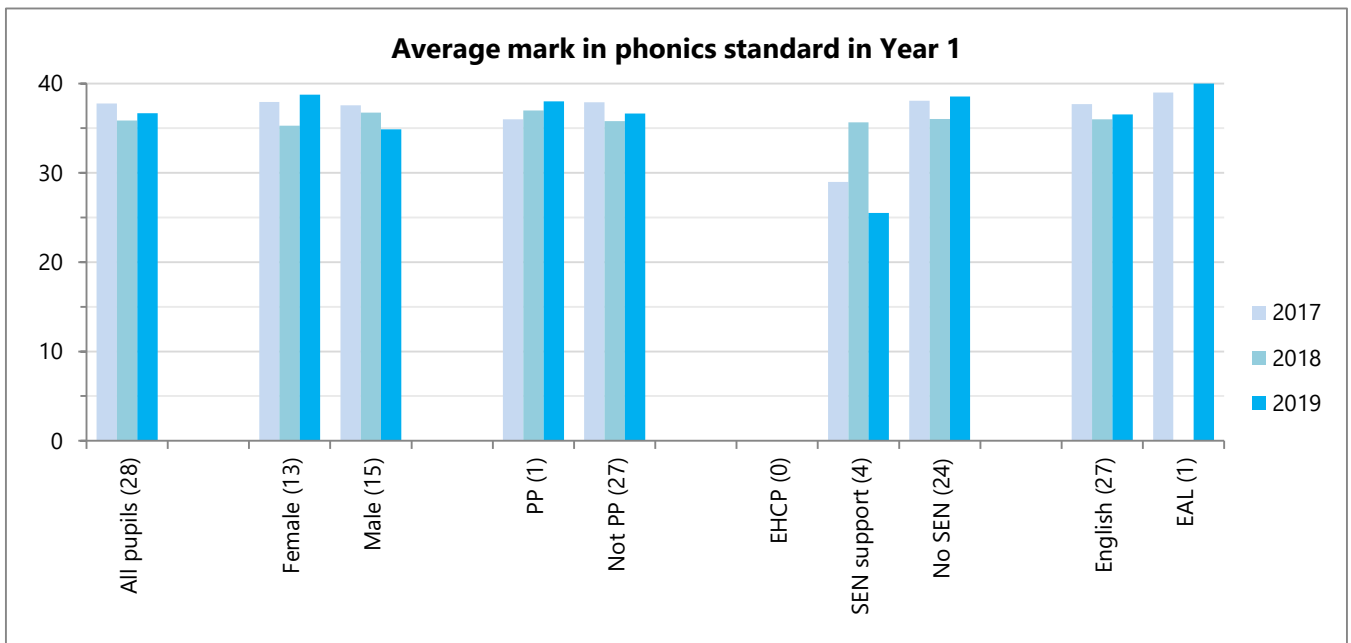
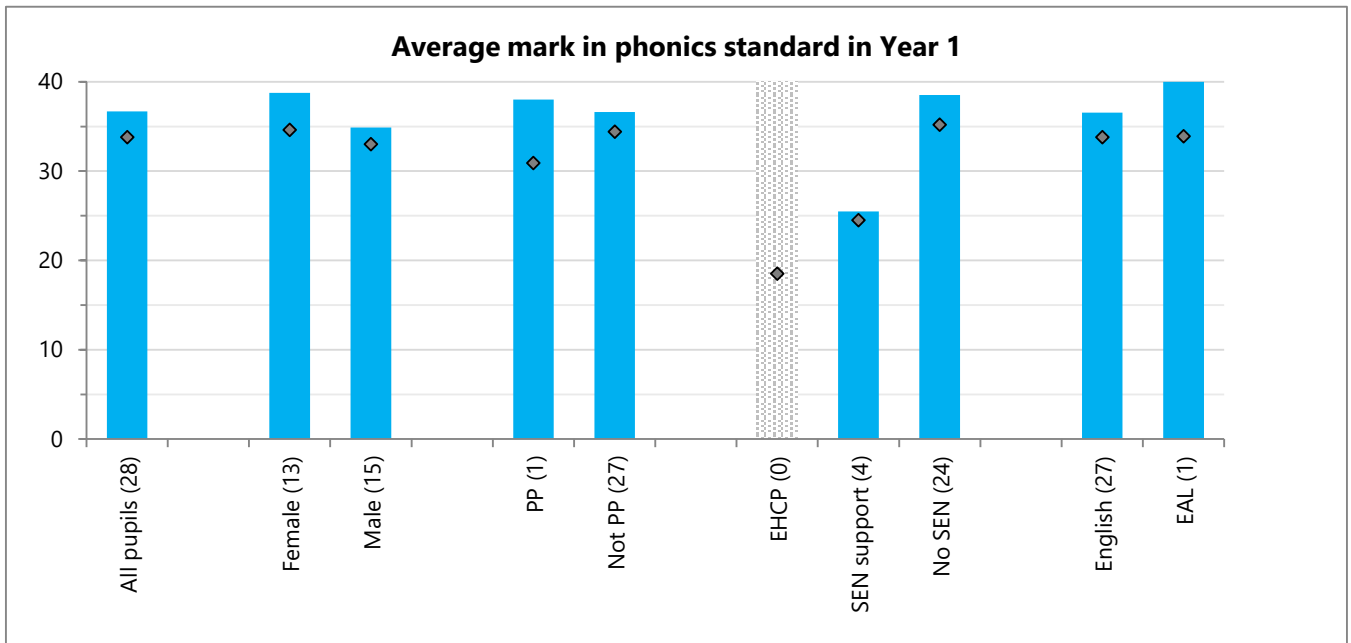




Year 1

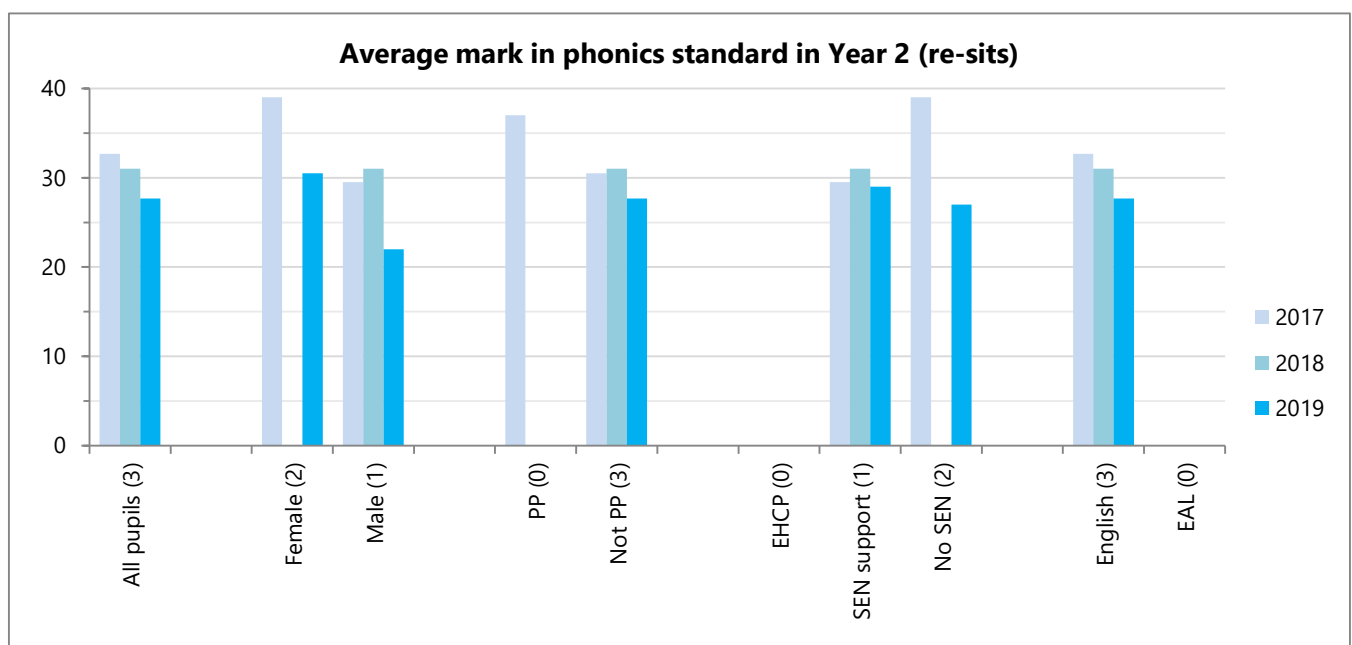
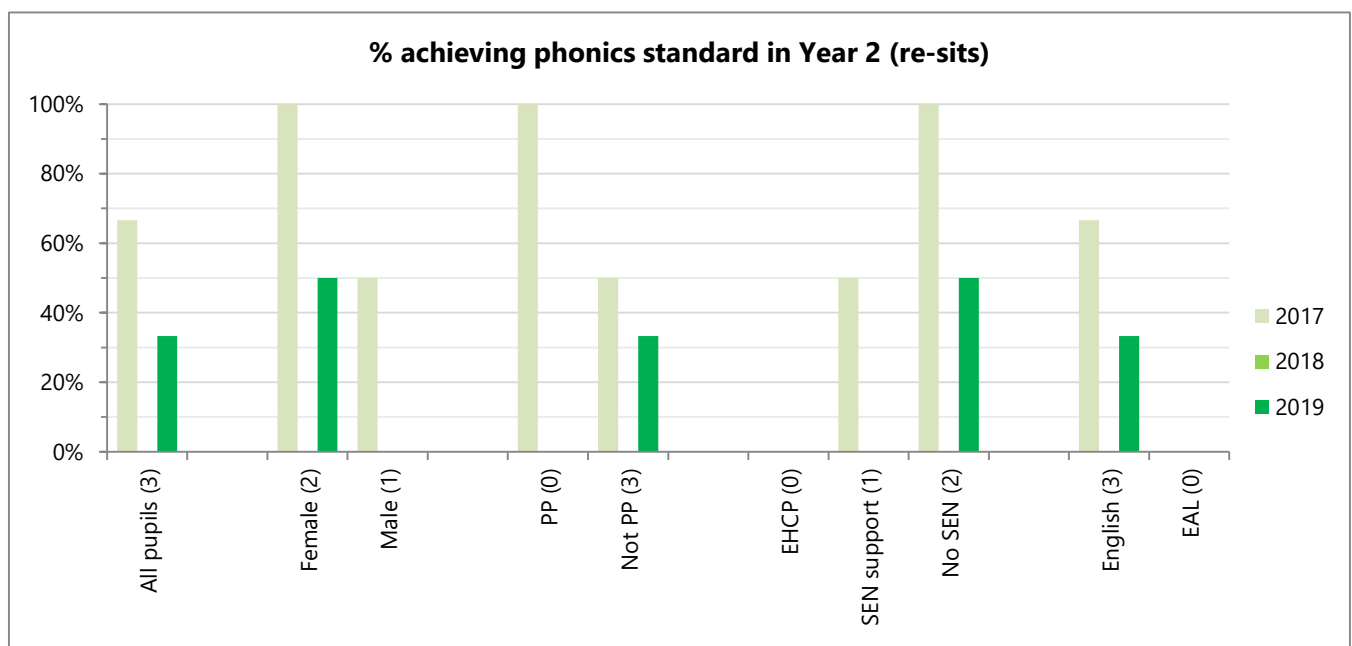
	% of cohort	Wa	Mark	LA	England	Wa 2018	Wa 2017	GLD 2018
All pupils (28)	100%	93%	36.7	81%	82%	90%	97%	90%
Female (13)	46%	100%	38.8	86%	86%	89%	100%	100%
Male (15)	54%	87%	34.9	75%	79%	92%	93%	80%
PP (1)	4%	100%	38.0	71%	71%	100%	100%	
Not PP (27)	96%	93%	36.6	83%	84%	89%	96%	90%
EHCP (0)	0%			15%	20%			
SEN support (4)	14%	50%	25.5	40%	48%	100%	0%	33%
No SEN (24)	86%	100%	38.5	87%	88%	88%	100%	96%
English (27)	96%	93%	36.6	81%	82%	90%	96%	89%
EAL (1)	4%	100%	40.0	77%	82%		100%	100%





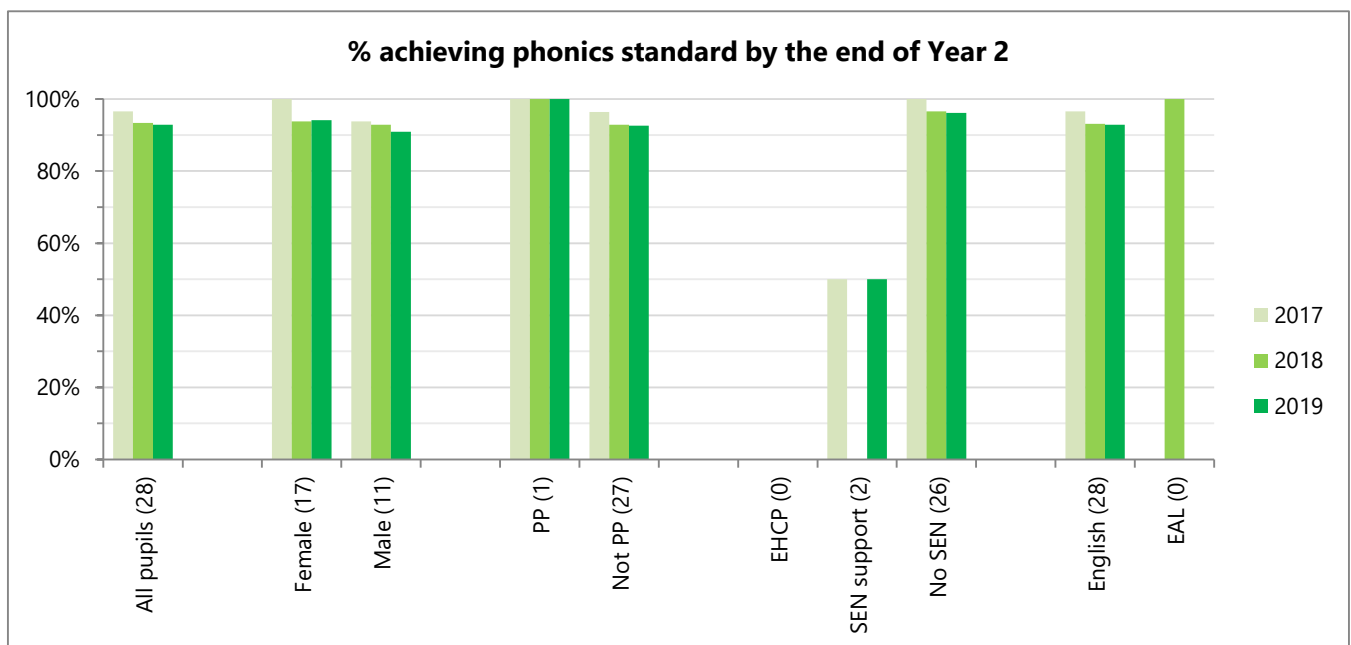
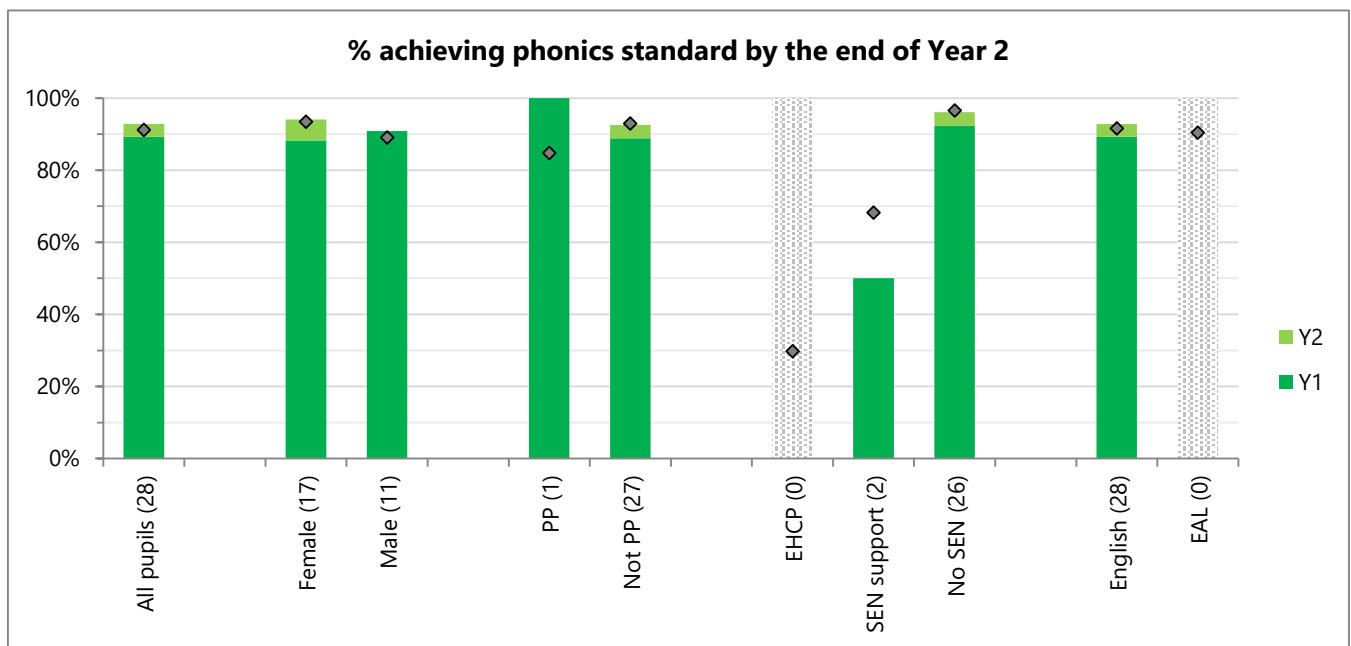
Year 2 (re-sits only)

	% of cohort	Wa	Mark	LA	England	Wa 2018	Wa 2017
All pupils (3)	100%	33%	27.7	56%	57%	0%	67%
Female (2)	67%	50%	30.5	61%	61%		100%
Male (1)	33%	0%	22.0	53%	54%	0%	50%
PP (0)	0%			53%	50%		100%
Not PP (3)	100%	33%	27.7	58%	59%	0%	50%
EHCP (0)	0%			14%	14%		
SEN support (1)	33%	0%	29.0	43%	46%	0%	50%
No SEN (2)	67%	50%	27.0	75%	73%		100%
English (3)	100%	33%	27.7	56%	56%	0%	67%
EAL (0)	0%			60%	60%		



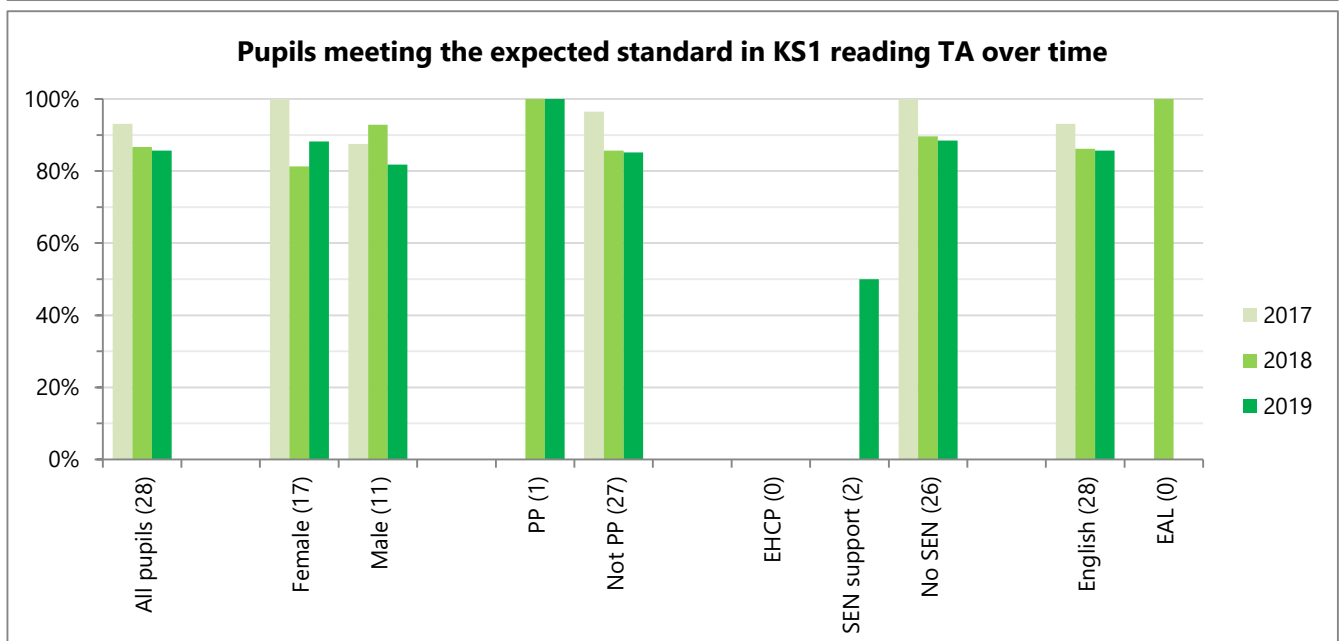
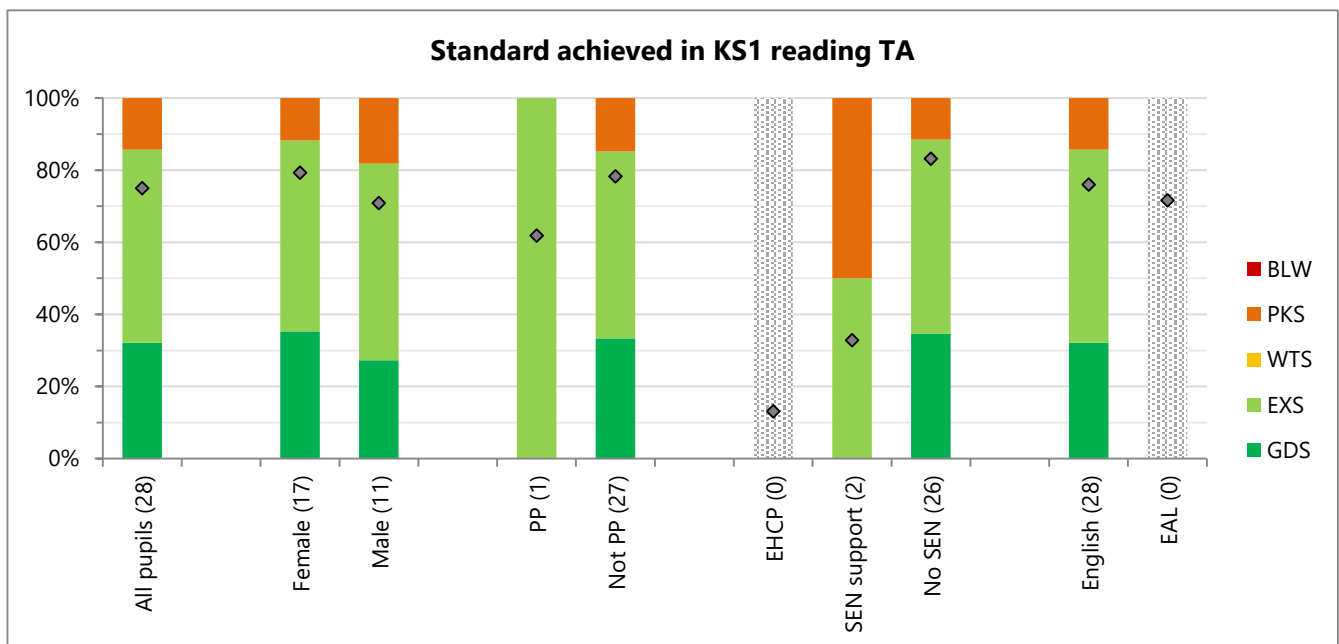
By the end of Year 2

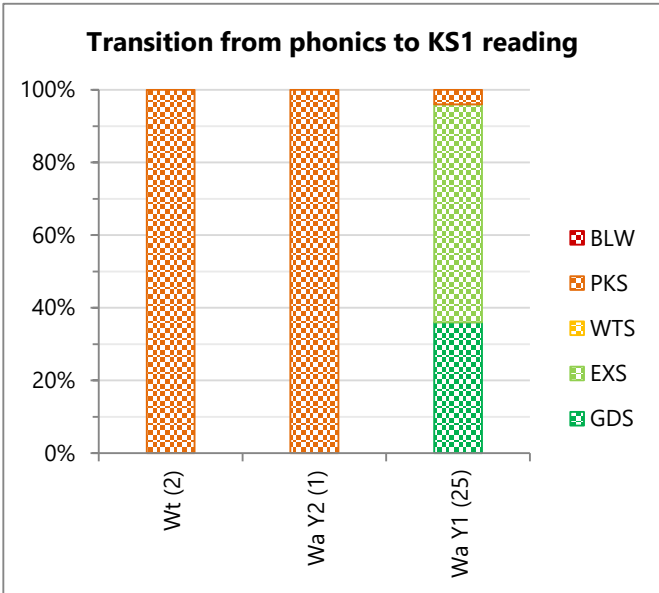
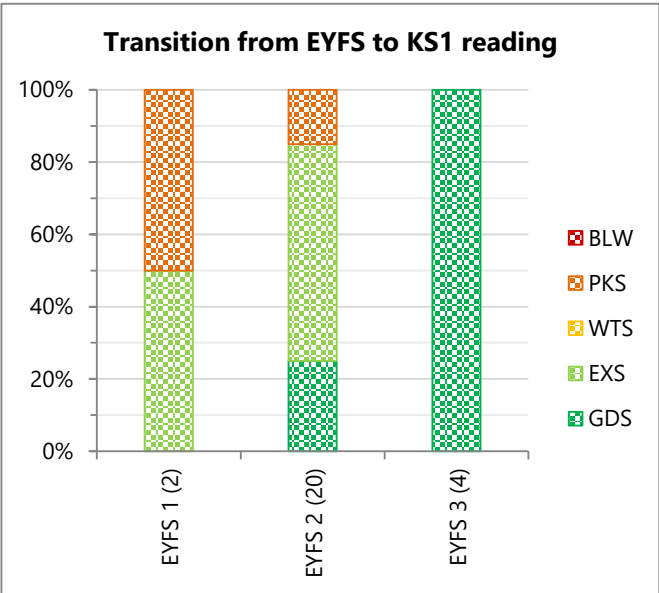
	% of cohort	Total	Y1	Y2	LA	England	Total 2018	Total 2017
All pupils (28)	100%	93%	89%	4%	86%	91%	93%	97%
Female (17)	61%	94%	88%	6%	91%	94%	94%	100%
Male (11)	39%	91%	91%	0%	87%	89%	93%	94%
PP (1)	4%	100%	100%	0%	83%	85%	100%	100%
Not PP (27)	96%	93%	89%	4%	91%	93%	93%	96%
EHCP (0)	0%				34%	30%		
SEN support (2)	7%	50%	50%	0%	62%	68%	0%	50%
No SEN (26)	93%	96%	92%	4%	95%	97%	97%	100%
English (28)	100%	93%	89%	4%	90%	92%	93%	97%
EAL (0)	0%				84%	91%	100%	



Reading

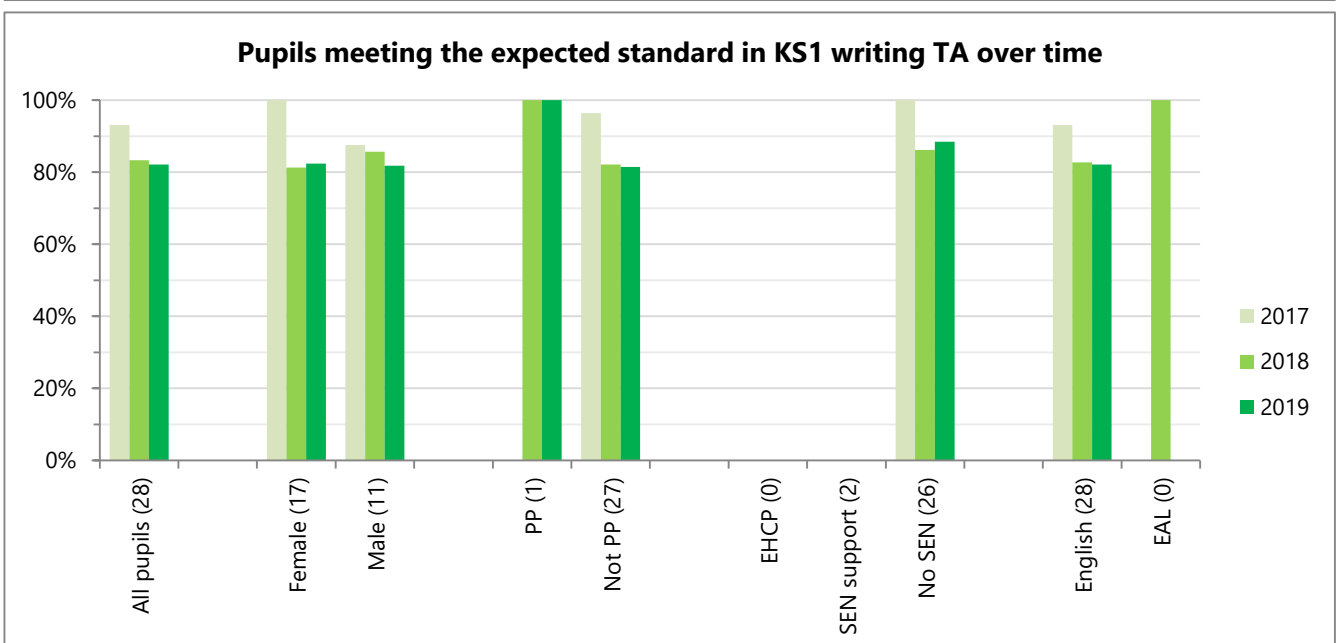
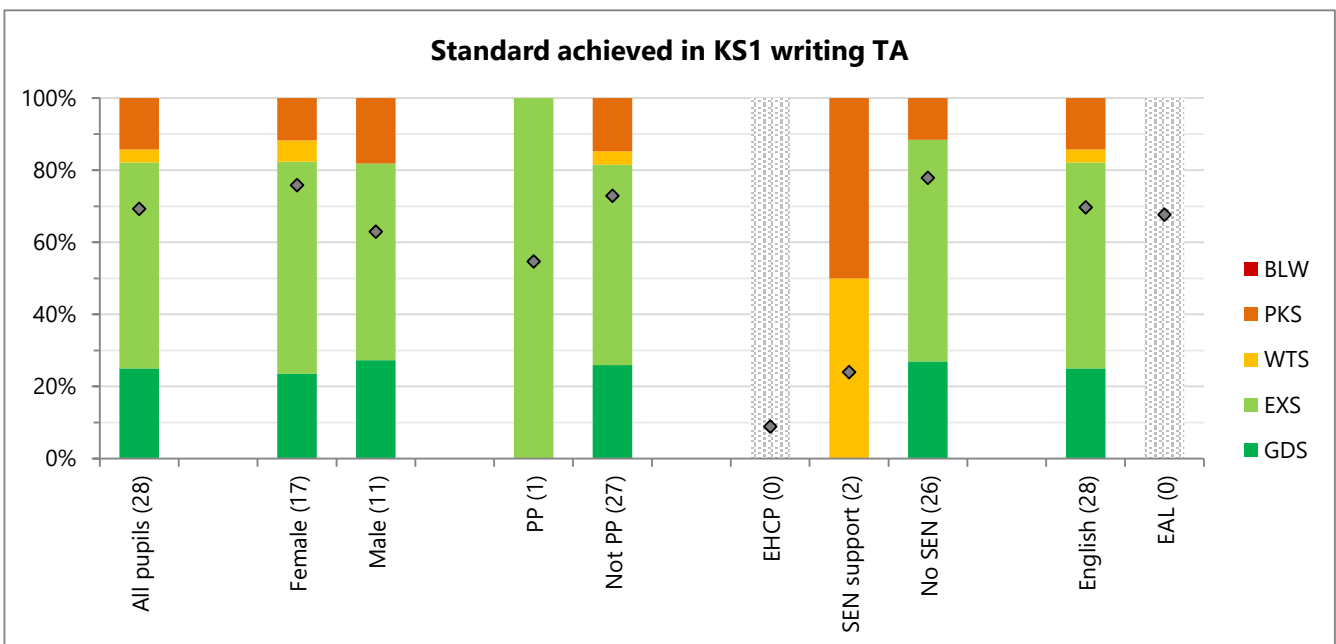
	% of cohort	Teacher assessment						LA	England
		EXS+	GDS	EXS	WTS	PKS	BLW	EXS+	EXS+
All pupils (28)	100%	86%	32%	54%	0%	14%	0%	73%	75%
Female (17)	61%	88%	35%	53%	0%	12%	0%	77%	79%
Male (11)	39%	82%	27%	55%	0%	18%	0%	68%	71%
PP (1)	4%	100%	0%	100%	0%	0%	0%	60%	62%
Not PP (27)	96%	85%	33%	52%	0%	15%	0%	77%	78%
EHCP (0)	0%							16%	13%
SEN support (2)	7%	50%	0%	50%	0%	50%	0%	25%	33%
No SEN (26)	93%	88%	35%	54%	0%	12%	0%	83%	83%
English (28)	100%	86%	32%	54%	0%	14%	0%	75%	76%
EAL (0)	0%							61%	72%
EYFS 1 (2)	7%	50%	0%	50%	0%	50%	0%	27%	-
EYFS 2 (20)	71%	85%	25%	60%	0%	15%	0%	88%	-
EYFS 3 (4)	14%	100%	100%	0%	0%	0%	0%	100%	-
Wt (2)	7%	0%	0%	0%	0%	100%	0%	1%	-
Wa Y2 (1)	4%	0%	0%	0%	0%	100%	0%	29%	-
Wa Y1 (25)	89%	96%	36%	60%	0%	4%	0%	89%	-

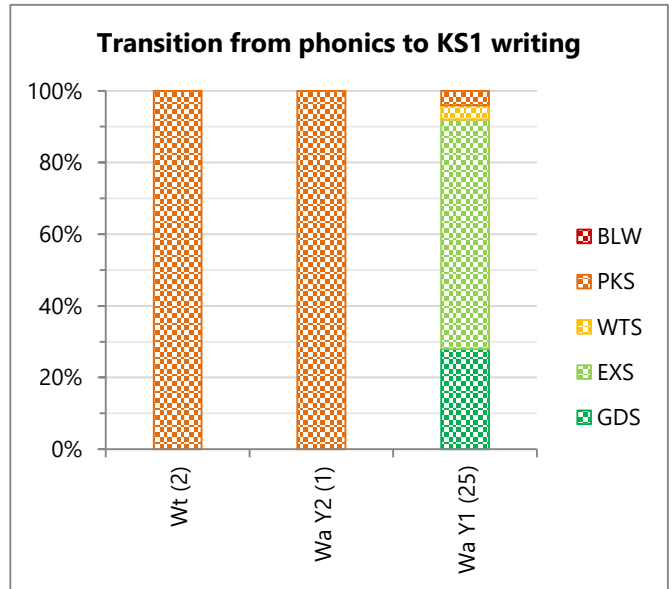
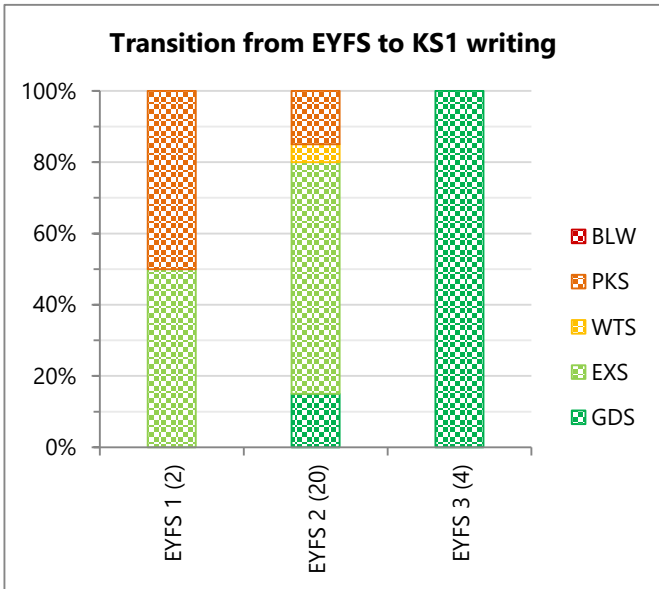




Writing

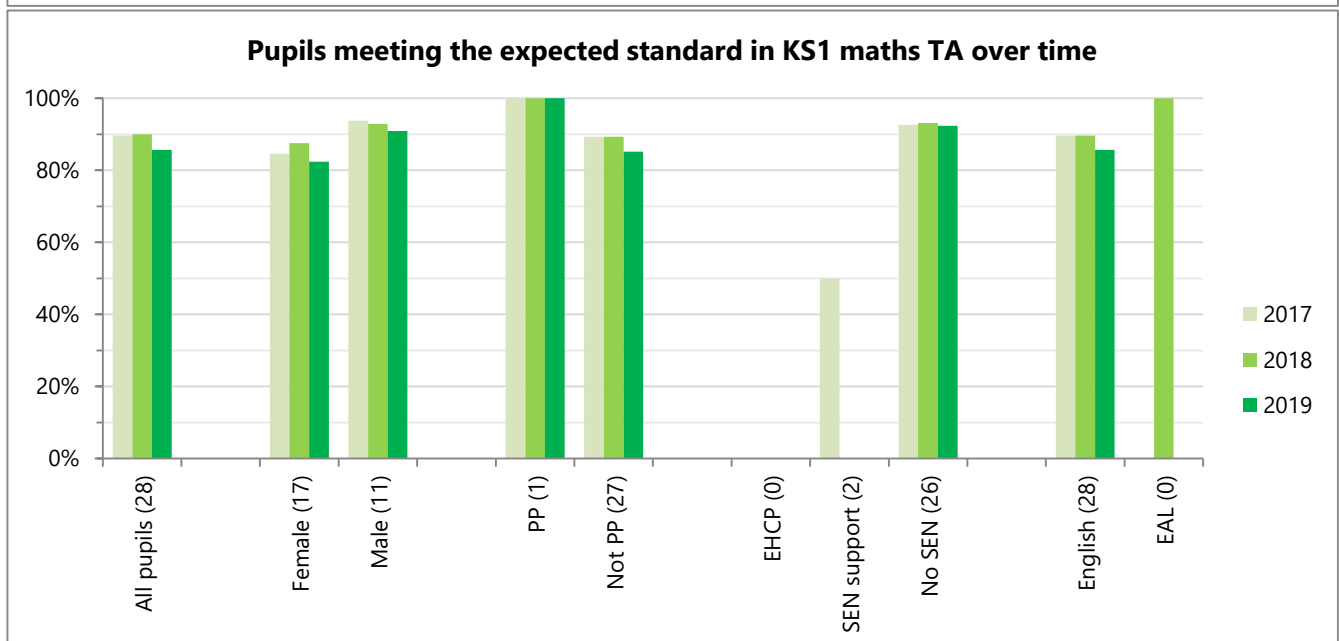
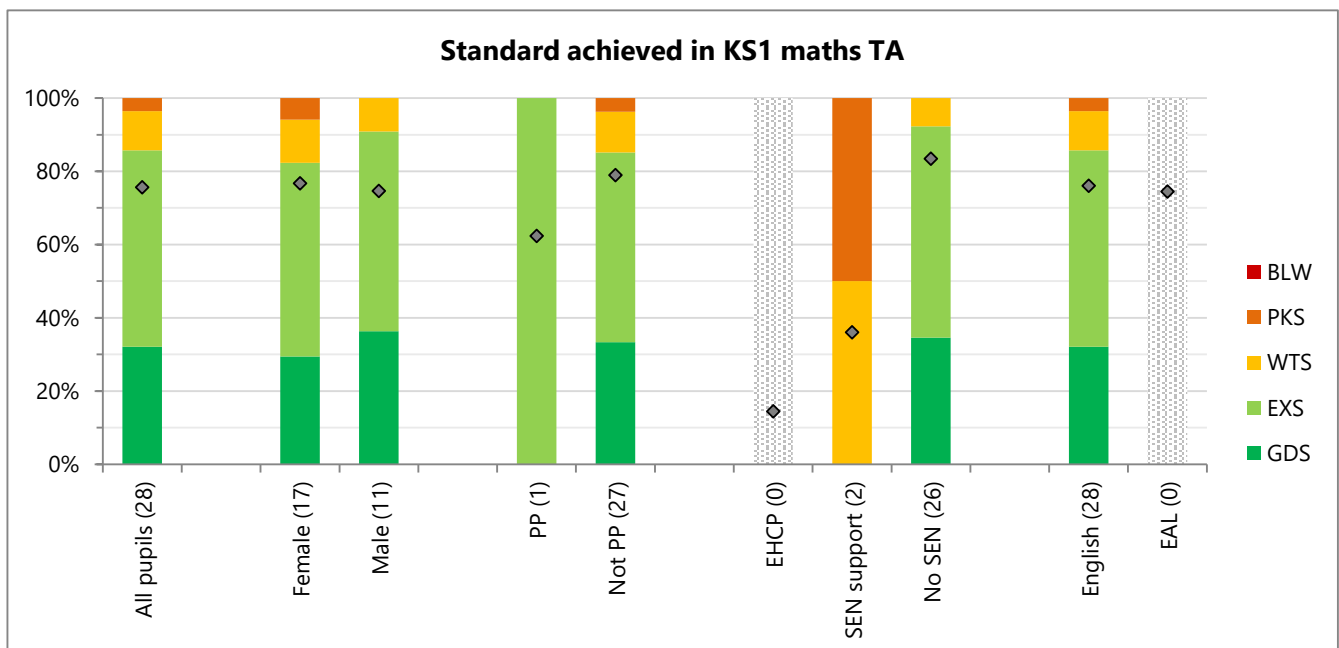
	% of cohort	Teacher assessment						LA	England
		EXS+	GDS	EXS	WTS	PKS	BLW	EXS+	EXS+
All pupils (28)	100%	82%	25%	57%	4%	14%	0%	68%	69%
Female (17)	61%	82%	24%	59%	6%	12%	0%	75%	76%
Male (11)	39%	82%	27%	55%	0%	18%	0%	61%	63%
PP (1)	4%	100%	0%	100%	0%	0%	0%	53%	55%
Not PP (27)	96%	81%	26%	56%	4%	15%	0%	73%	73%
EHCP (0)	0%							12%	9%
SEN support (2)	7%	0%	0%	0%	50%	50%	0%	20%	24%
No SEN (26)	93%	88%	27%	62%	0%	12%	0%	78%	78%
English (28)	100%	82%	25%	57%	4%	14%	0%	69%	70%
EAL (0)	0%							58%	68%
EYFS 1 (2)	7%	50%	0%	50%	0%	50%	0%	23%	-
EYFS 2 (20)	71%	80%	15%	65%	5%	15%	0%	86%	-
EYFS 3 (4)	14%	100%	100%	0%	0%	0%	0%	99%	-
Wt (2)	7%	0%	0%	0%	0%	100%	0%	1%	-
Wa Y2 (1)	4%	0%	0%	0%	0%	100%	0%	21%	-
Wa Y1 (25)	89%	92%	28%	64%	4%	4%	0%	84%	-

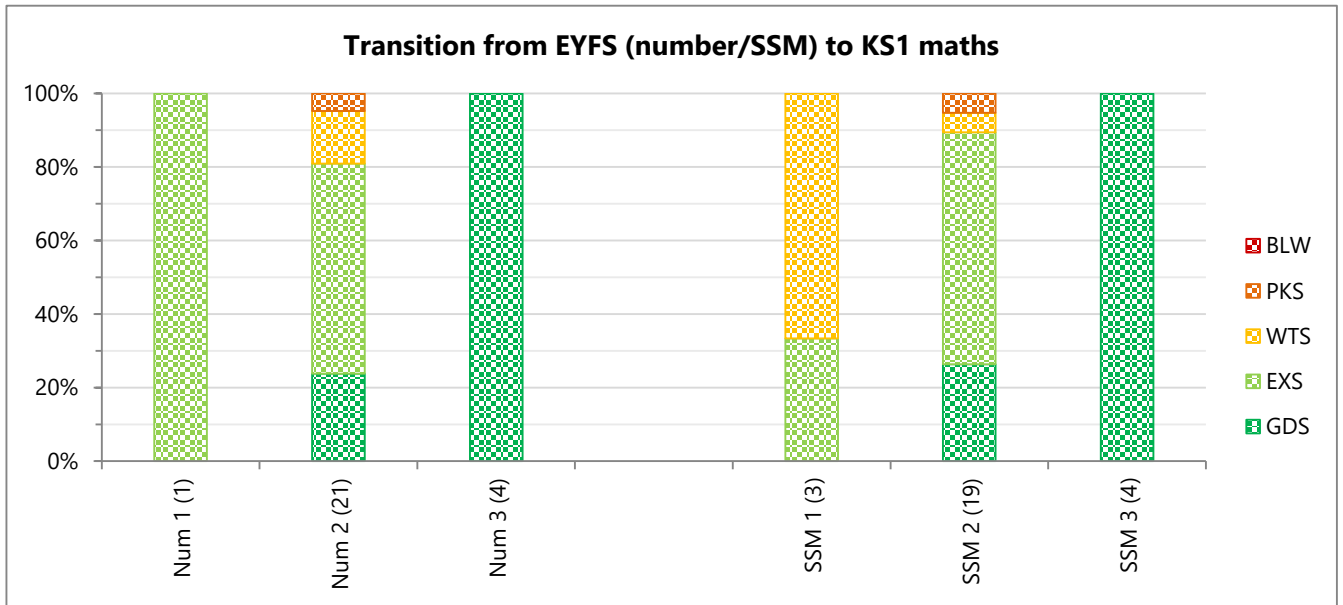




Maths

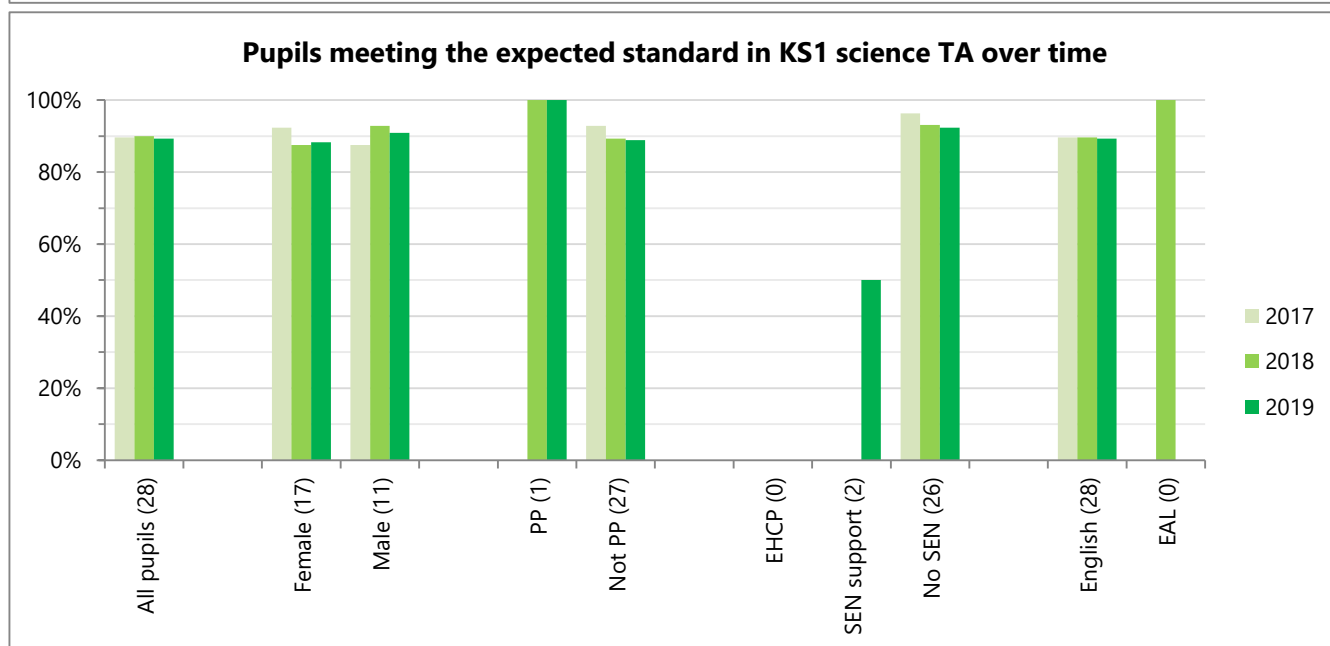
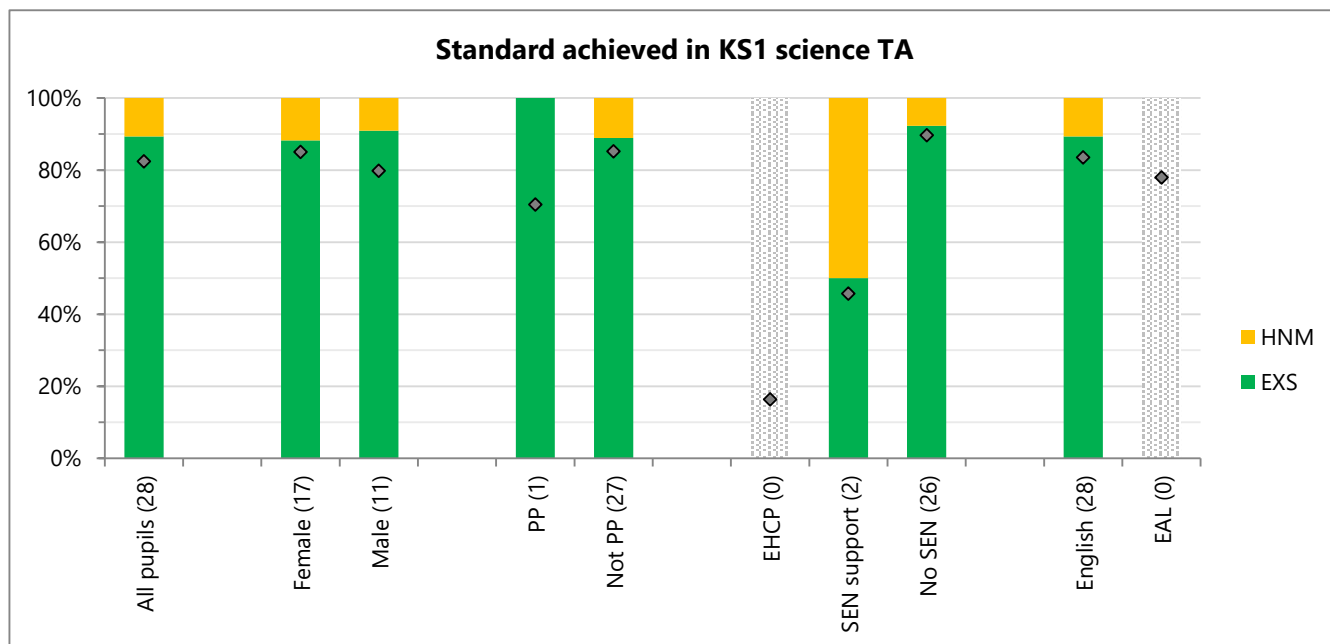
	% of cohort	Teacher assessment						LA	England
		EXS+	GDS	EXS	WTS	PKS	BLW	EXS+	EXS+
All pupils (28)	100%	86%	32%	54%	11%	4%	0%	74%	76%
Female (17)	61%	82%	29%	53%	12%	6%	0%	76%	77%
Male (11)	39%	91%	36%	55%	9%	0%	0%	73%	75%
PP (1)	4%	100%	0%	100%	0%	0%	0%	62%	62%
Not PP (27)	96%	85%	33%	52%	11%	4%	0%	79%	79%
EHCP (0)	0%							19%	15%
SEN support (2)	7%	0%	0%	0%	50%	50%	0%	30%	36%
No SEN (26)	93%	92%	35%	58%	8%	0%	0%	84%	84%
English (28)	100%	86%	32%	54%	11%	4%	0%	76%	76%
EAL (0)	0%							69%	75%
Num 1 (1)	4%	100%	0%	100%	0%	0%	0%	29%	-
Num 2 (21)	75%	81%	24%	57%	14%	5%	0%	88%	-
Num 3 (4)	14%	100%	100%	0%	0%	0%	0%	99%	-
SSM 1 (3)	11%	33%	0%	33%	67%	0%	0%	30%	-
SSM 2 (19)	68%	89%	26%	63%	5%	5%	0%	86%	-
SSM 3 (4)	14%	100%	100%	0%	0%	0%	0%	99%	-





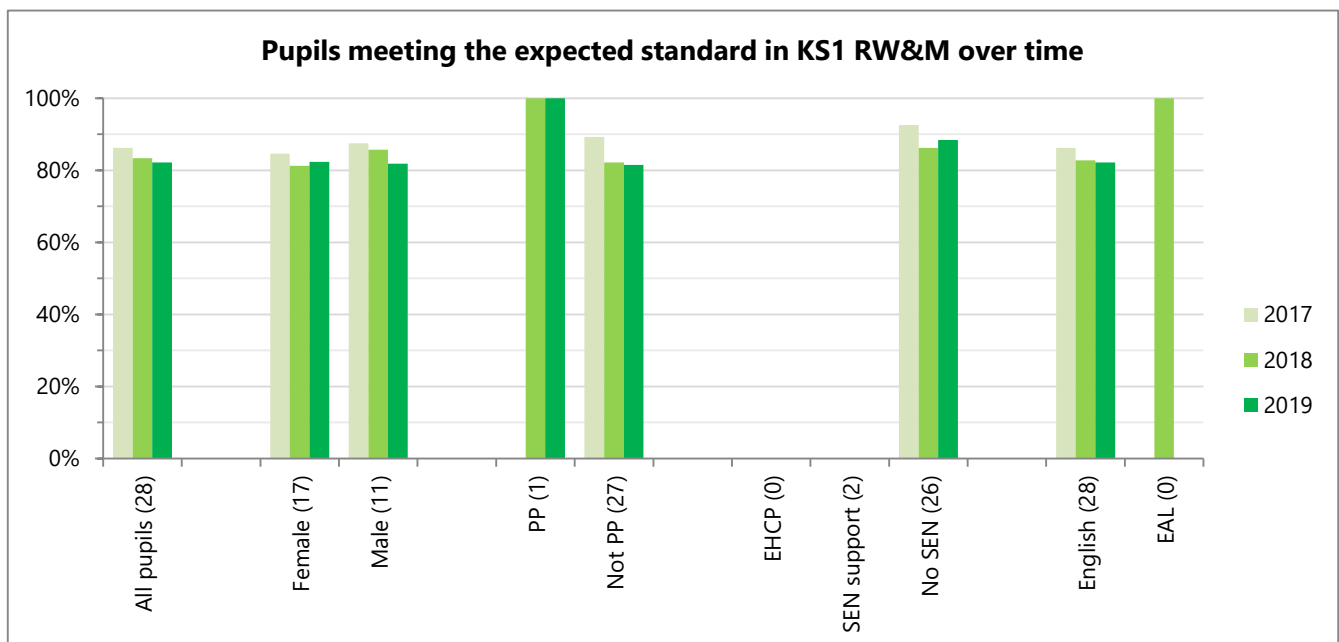
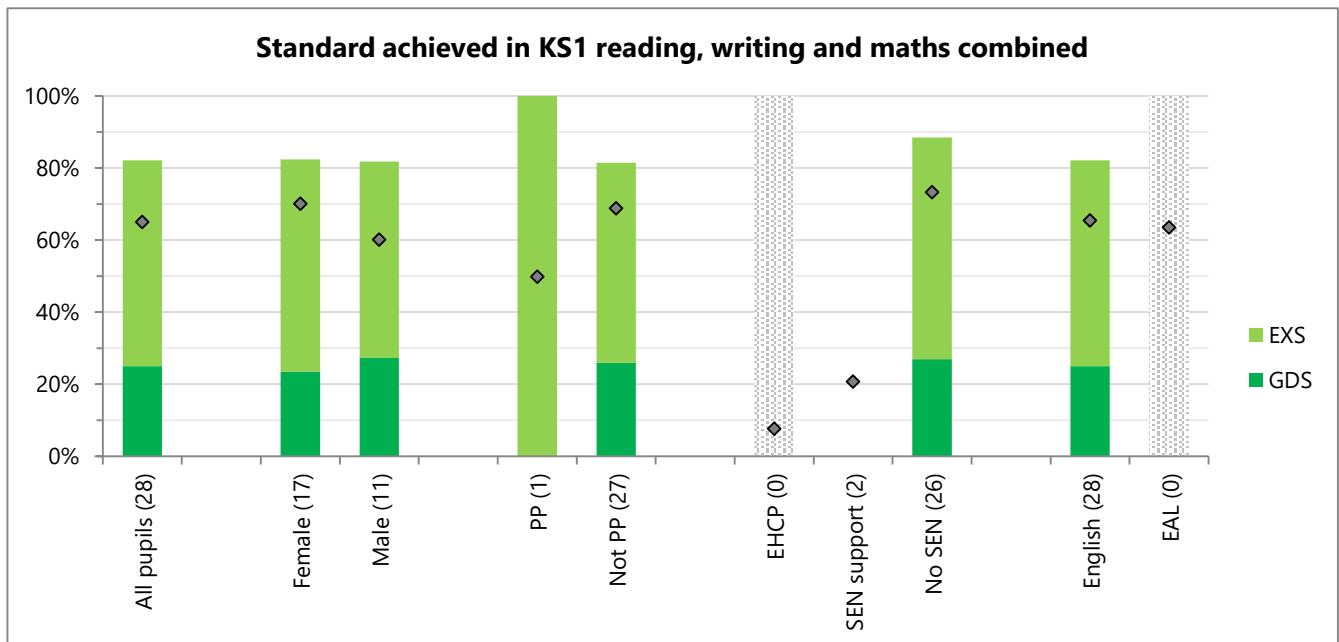
Science

	% of cohort	Teacher assessment		LA	England
		EXS	HNM	EXS	EXS
All pupils (28)	100%	89%	11%	79%	82%
Female (17)	61%	88%	12%	82%	85%
Male (11)	39%	91%	9%	76%	80%
PP (1)	4%	100%	0%	66%	70%
Not PP (27)	96%	89%	11%	83%	85%
EHCP (0)	0%			21%	16%
SEN support (2)	7%	50%	50%	35%	46%
No SEN (26)	93%	92%	8%	88%	90%
English (28)	100%	89%	11%	81%	84%
EAL (0)	0%			66%	78%



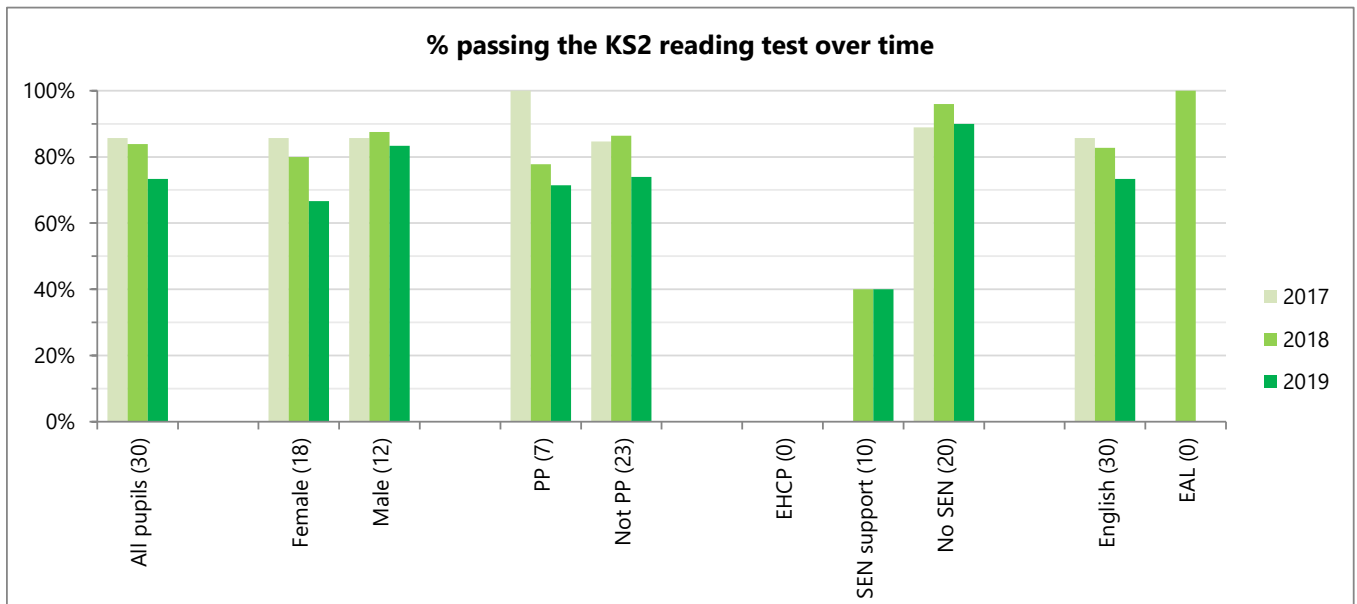
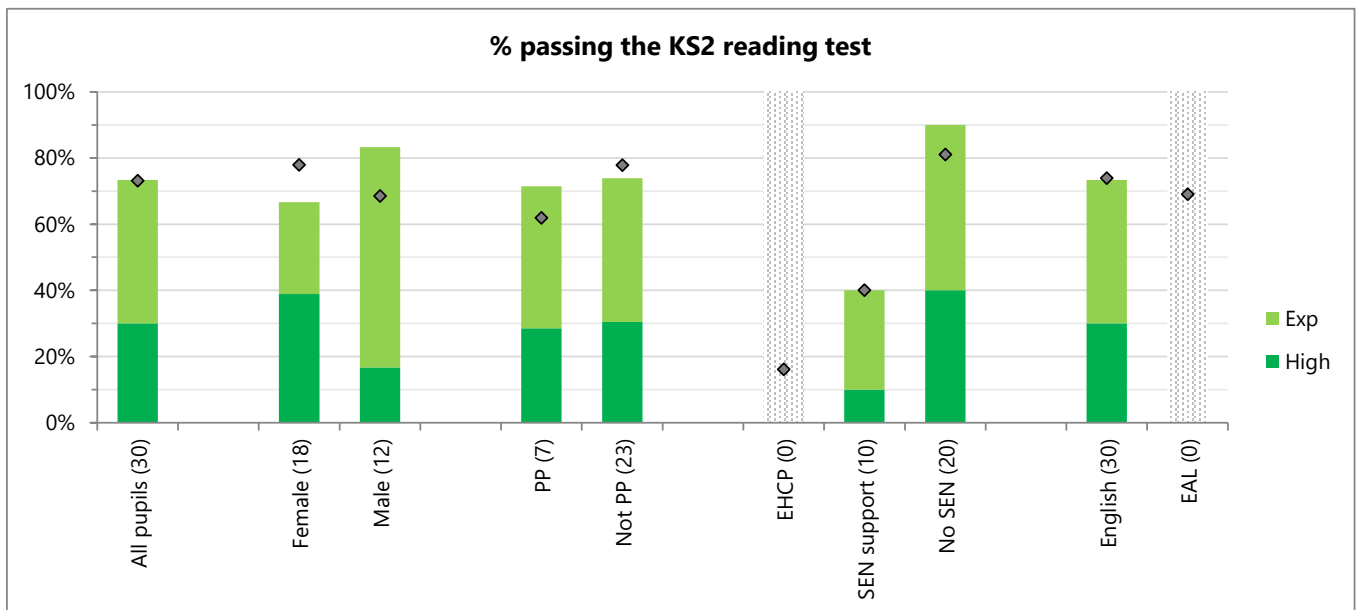
Reading, writing and maths

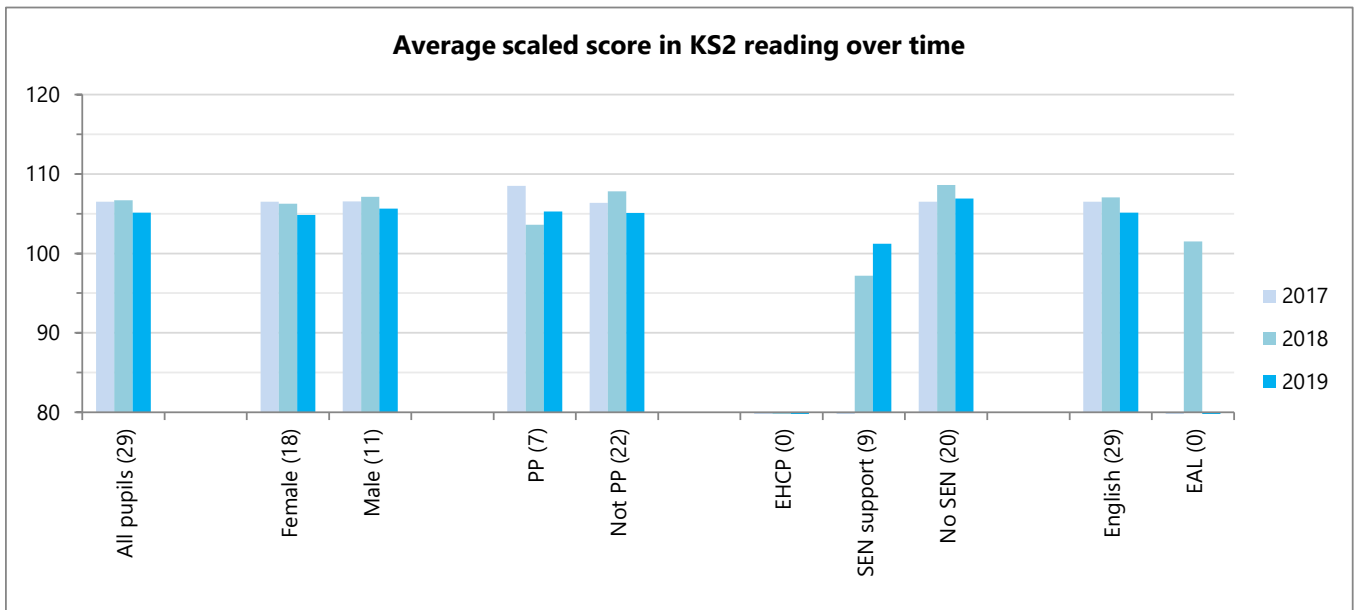
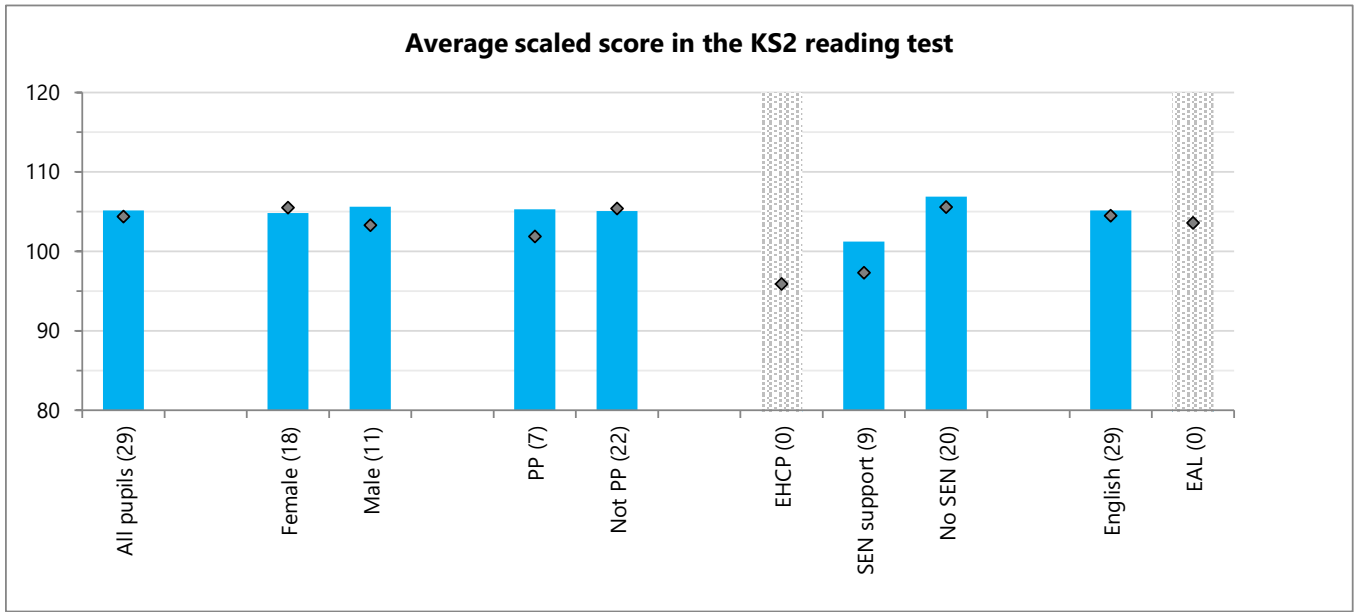
	% of cohort	TA		LA	England
		EXS+	GDS	EXS+	EXS+
All pupils (28)	100%	82%	25%	65%	65%
Female (17)	61%	82%	24%	70%	70%
Male (11)	39%	82%	27%	59%	60%
PP (1)	4%	100%	0%	50%	50%
Not PP (27)	96%	81%	26%	70%	69%
EHCP (0)	0%			10%	8%
SEN support (2)	7%	0%	0%	17%	21%
No SEN (26)	93%	88%	27%	74%	73%
English (28)	100%	82%	25%	66%	65%
EAL (0)	0%			55%	64%

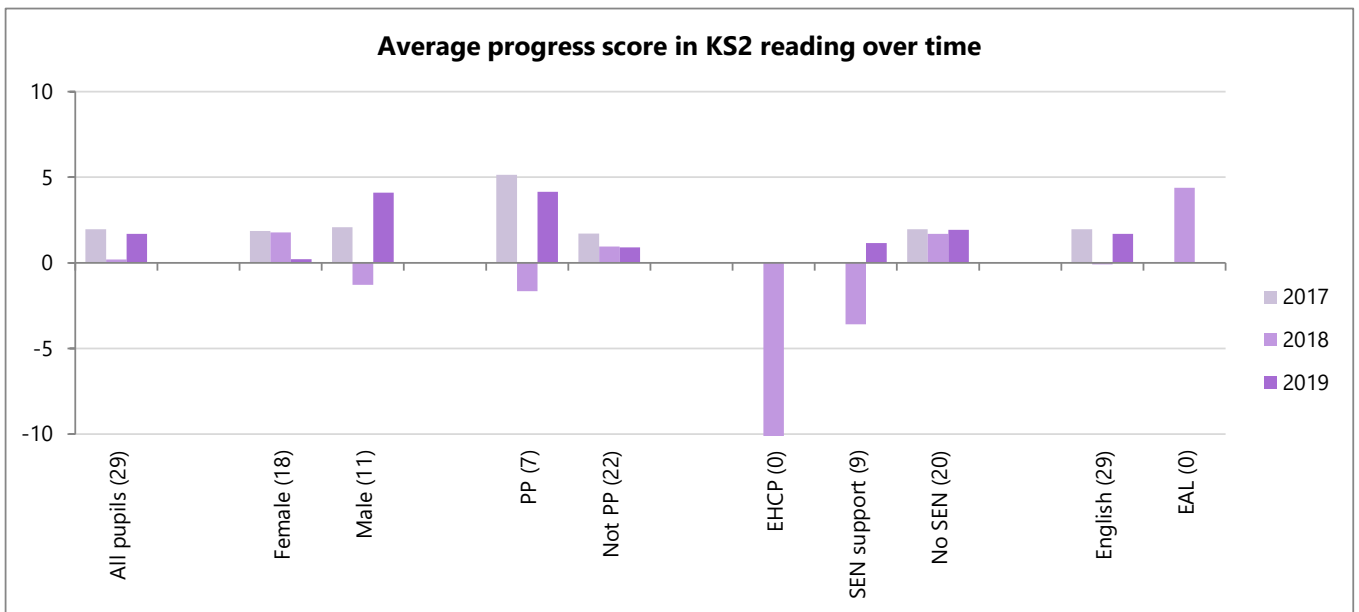
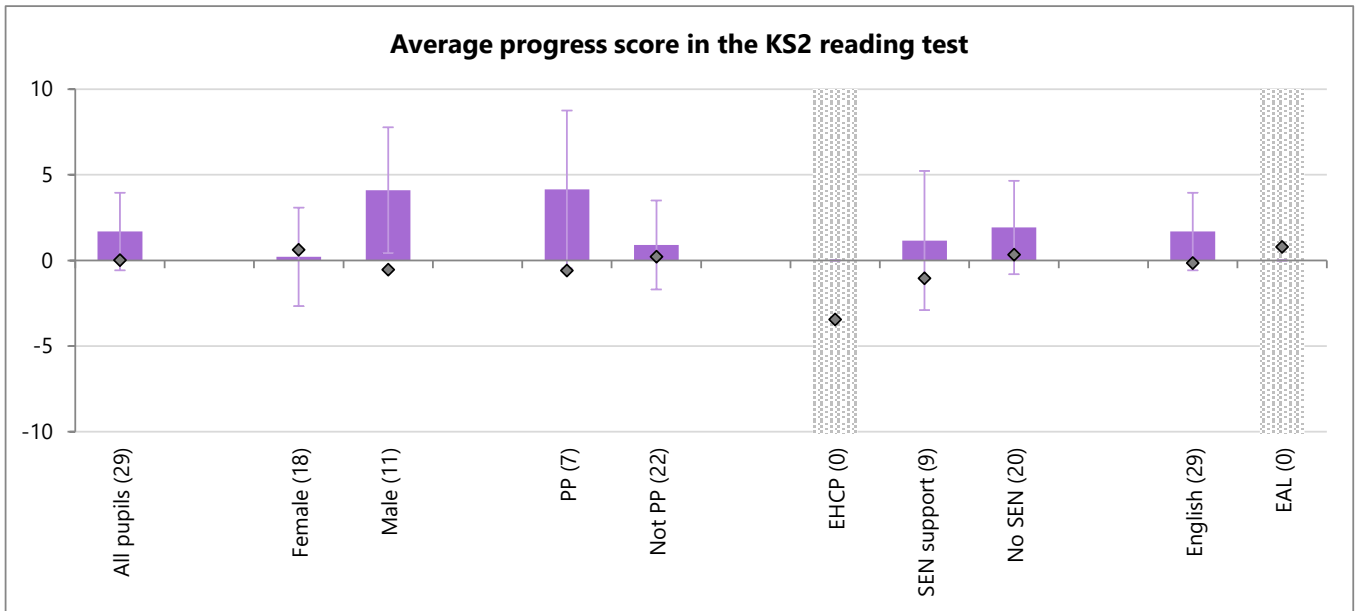


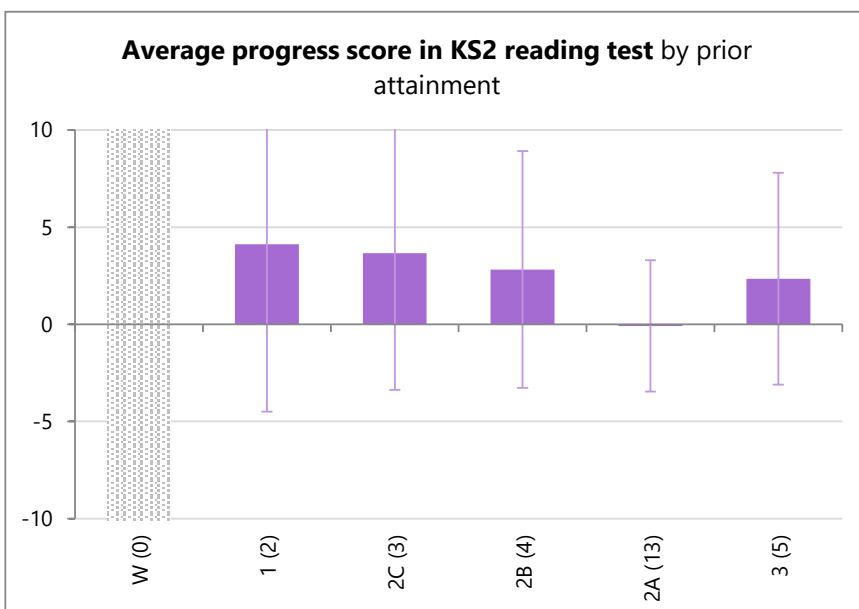
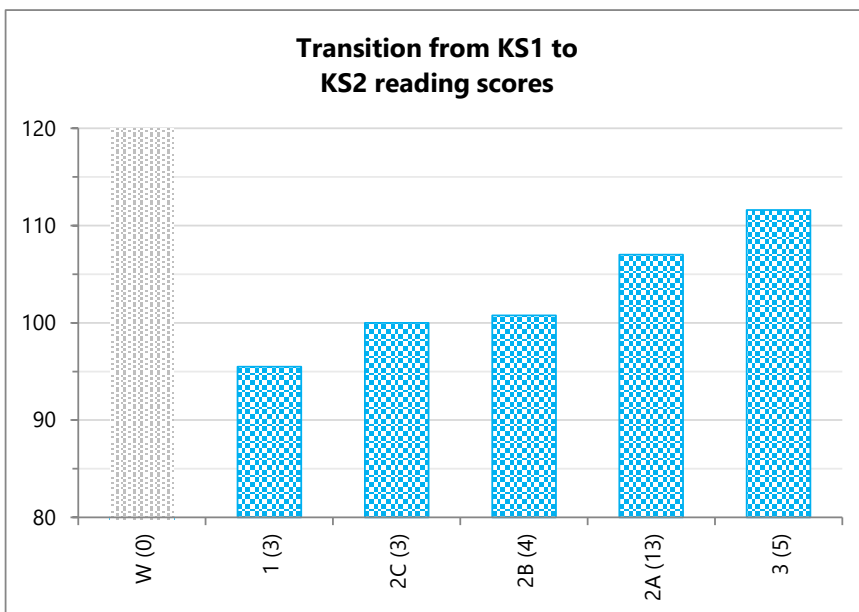
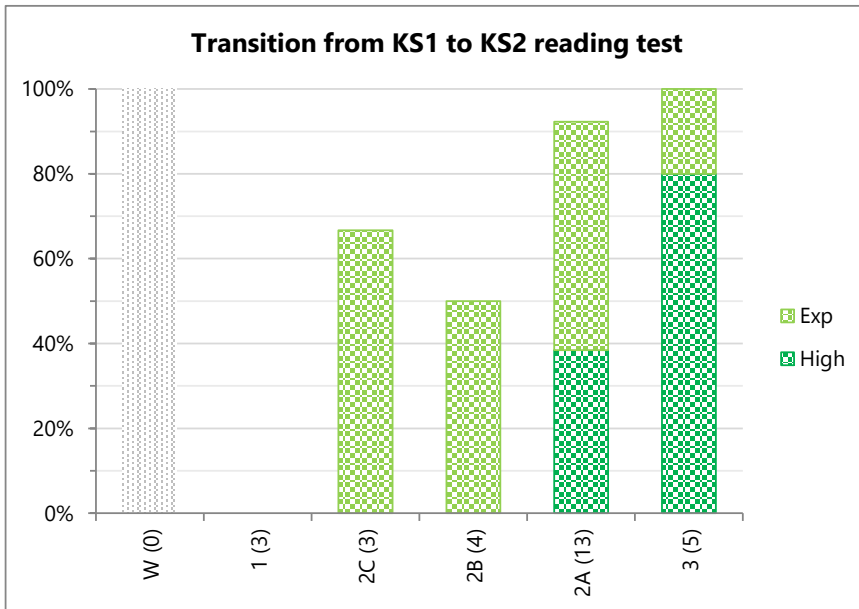
Reading

	% of cohort	Test				LA	England
		Score	Exp+	High	Progress	Exp+	Exp+
All pupils (30)	100%	105	73%	30%	+1.7	67%	73%
Female (18)	60%	105	67%	39%	+0.2	72%	78%
Male (12)	40%	106	83%	17%	+4.1	62%	69%
PP (7)	23%	105	71%	29%	+4.2	56%	62%
Not PP (23)	77%	105	74%	30%	+0.9	74%	78%
EHCP (0)	0%					19%	16%
SEN support (10)	33%	101	40%	10%	+1.2	35%	40%
No SEN (20)	67%	107	90%	40%	+1.9	75%	81%
English (30)	100%	105	73%	30%	+1.7	68%	74%
EAL (0)	0%					59%	69%
W (0)	0%					2%	-
1 (3)	10%	96	0%	0%	+4.1	15%	-
2C (3)	10%	100	67%	0%	+3.7	36%	-
2B (4)	13%	101	50%	0%	+2.8	57%	-
2A (13)	43%	107	92%	38%	-0.1	79%	-
3 (5)	17%	112	100%	80%	+2.3	97%	-





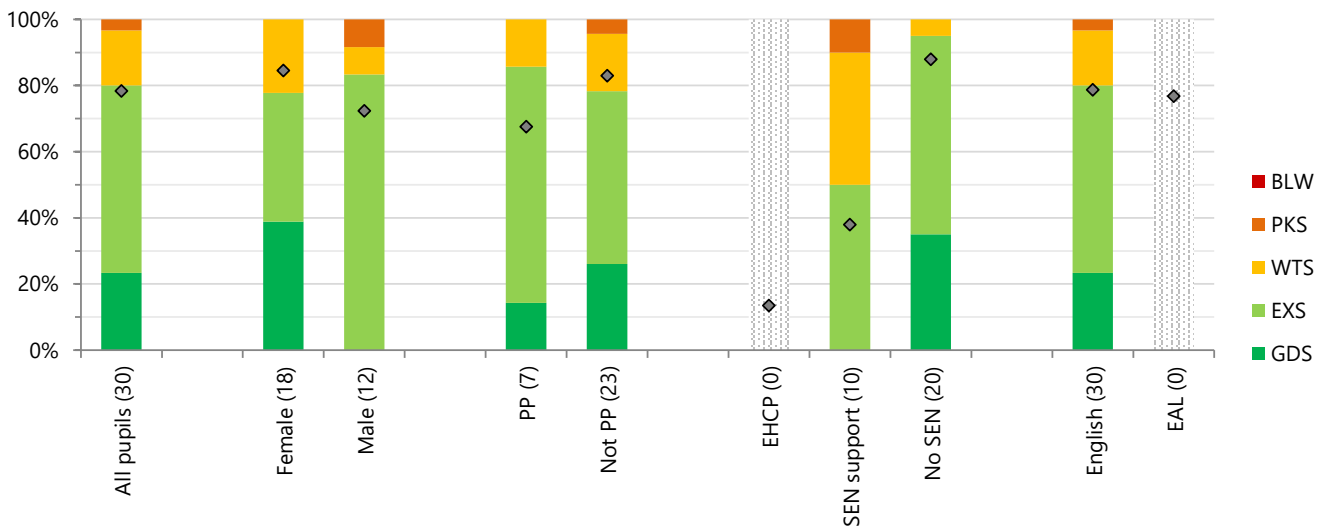




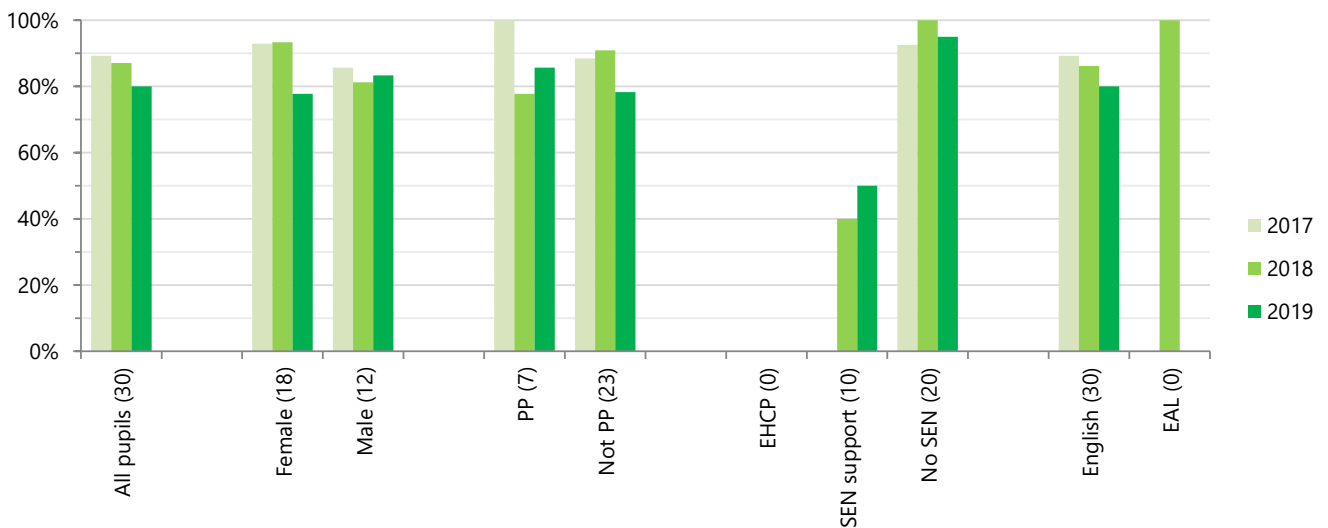
Writing

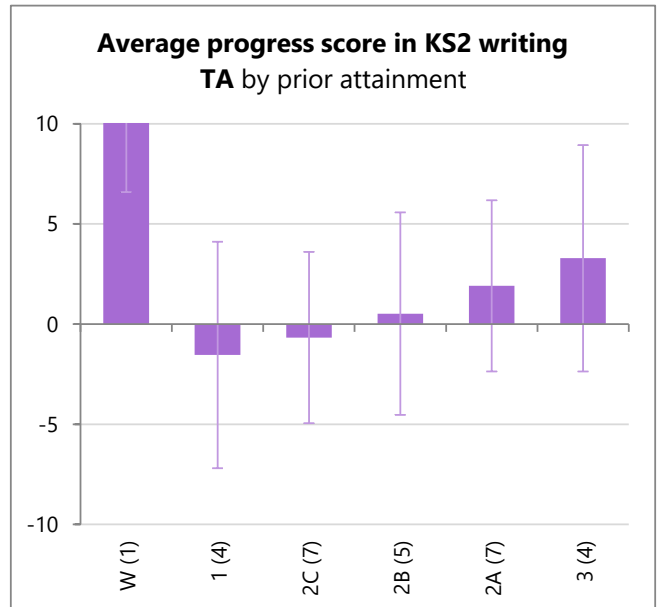
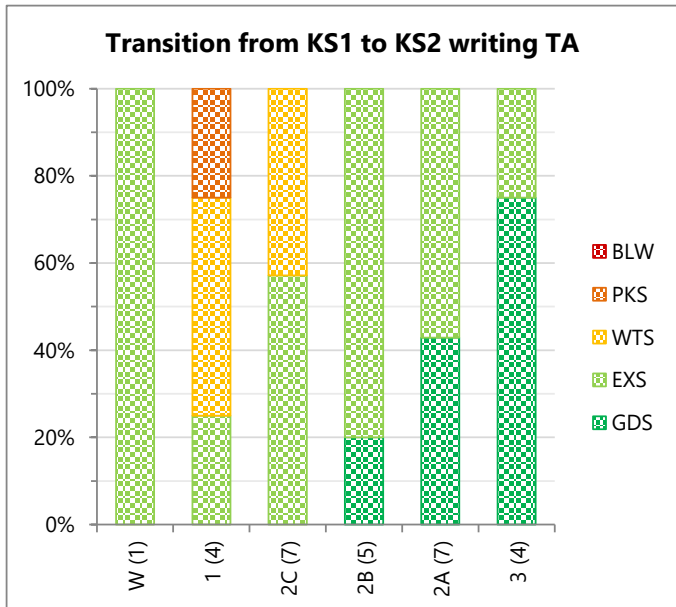
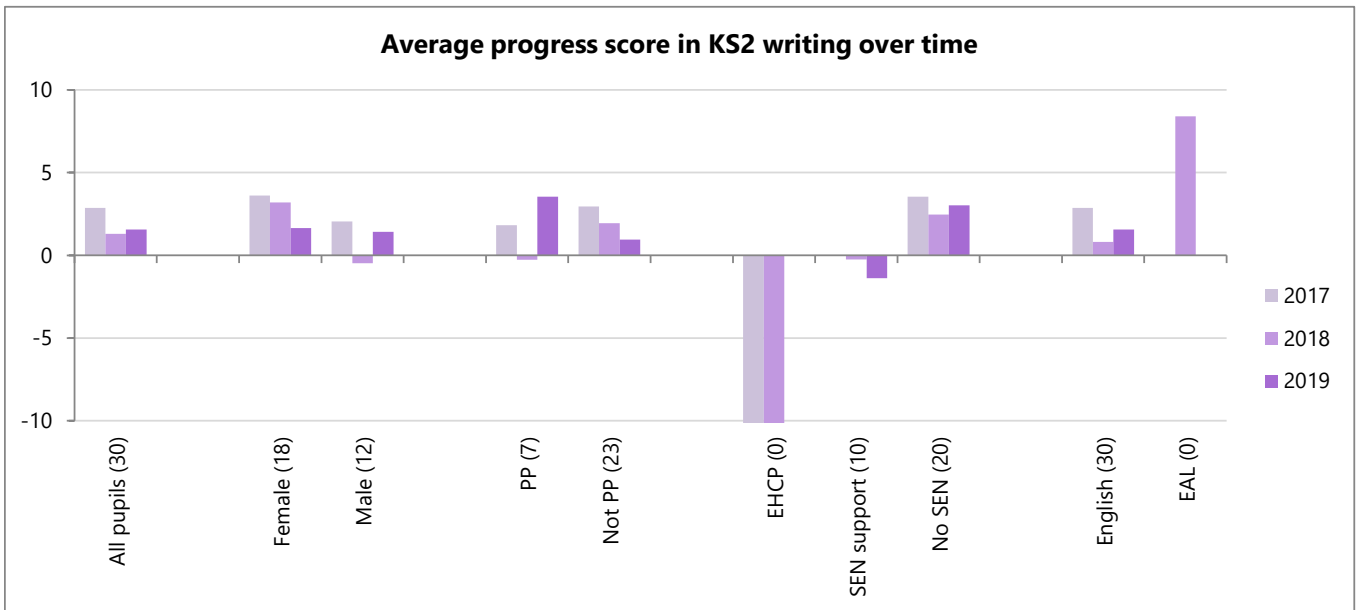
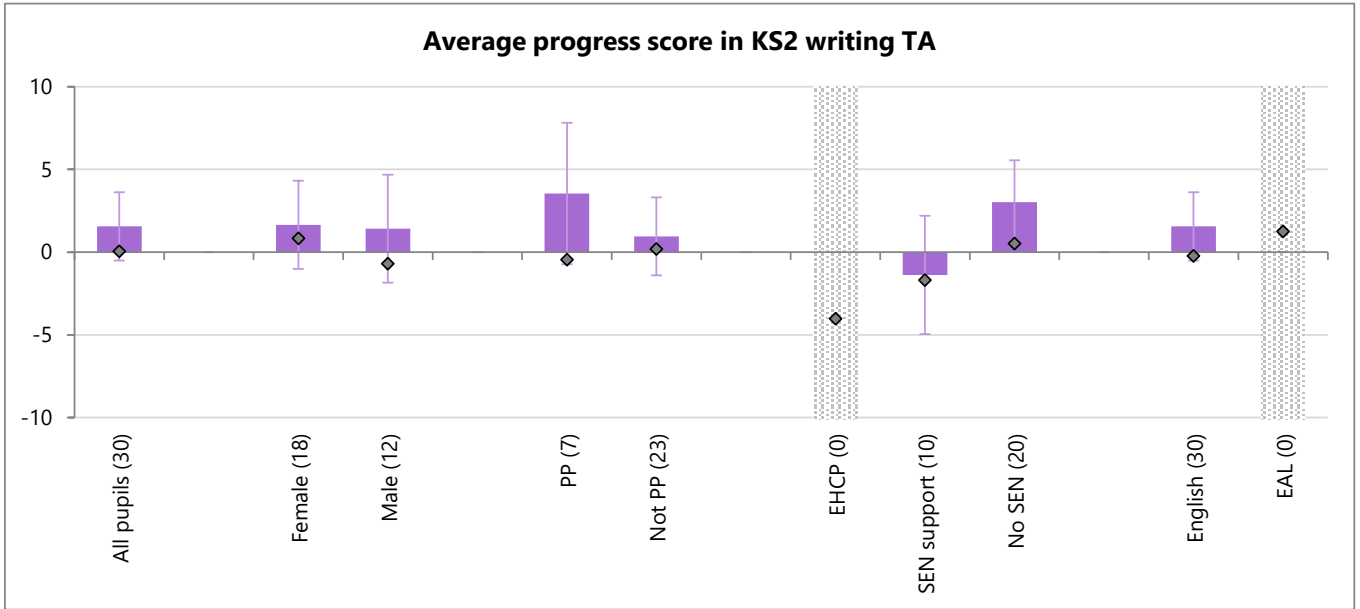
	% of cohort	Teacher assessment						Progress	LA	England
		EXS+	GDS	EXS	WTS	PKS	BLW		EXS+	EXS+
All pupils (30)	100%	80%	23%	57%	17%	3%	0%	+1.6	78%	78%
Female (18)	60%	78%	39%	39%	22%	0%	0%	+1.7	85%	85%
Male (12)	40%	83%	0%	83%	8%	8%	0%	+1.4	71%	72%
PP (7)	23%	86%	14%	71%	14%	0%	0%	+3.5	67%	68%
Not PP (23)	77%	78%	26%	52%	17%	4%	0%	+1.0	85%	83%
EHCP (0)	0%								17%	14%
SEN support (10)	33%	50%	0%	50%	40%	10%	0%	-1.4	36%	38%
No SEN (20)	67%	95%	35%	60%	5%	0%	0%	+3.0	88%	88%
English (30)	100%	80%	23%	57%	17%	3%	0%	+1.6	79%	79%
EAL (0)	0%								70%	77%
W (1)	3%	100%	0%	100%	0%	0%	0%	+17.9	5%	
1 (4)	13%	25%	0%	25%	50%	25%	0%	-1.5	26%	
2C (7)	23%	57%	0%	57%	43%	0%	0%	-0.7	65%	
2B (5)	17%	100%	20%	80%	0%	0%	0%	+0.5	88%	
2A (7)	23%	100%	43%	57%	0%	0%	0%	+1.9	99%	
3 (4)	13%	100%	75%	25%	0%	0%	0%	+3.3	100%	

Standard achieved in KS2 writing TA



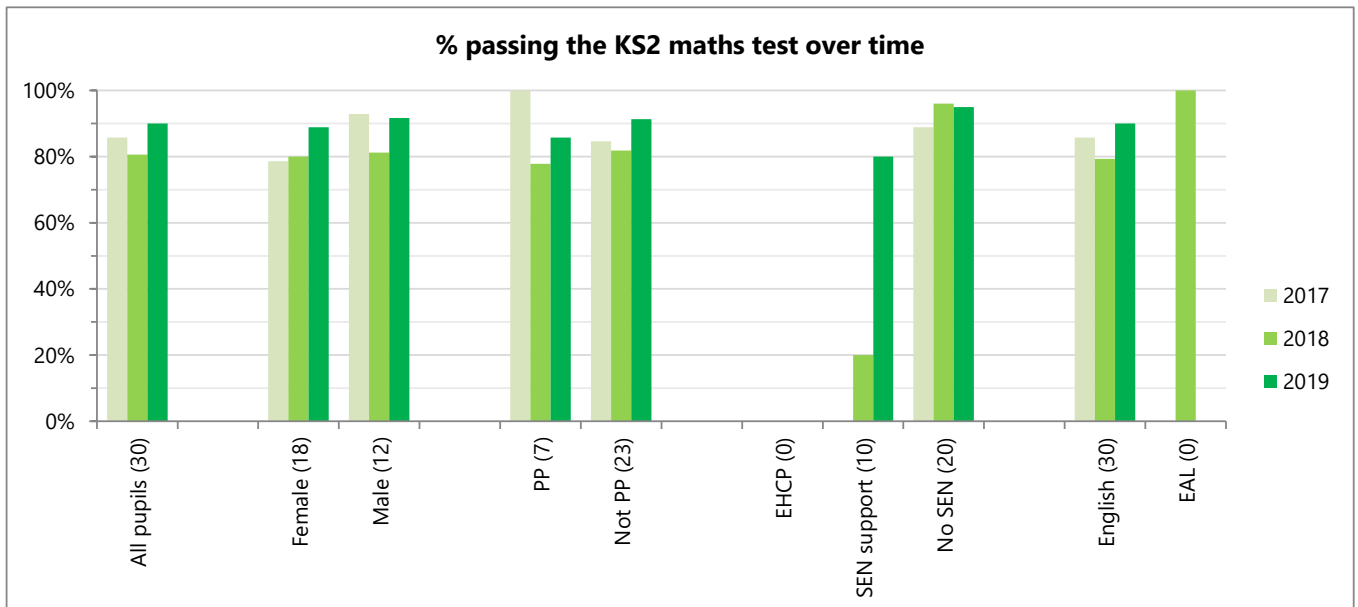
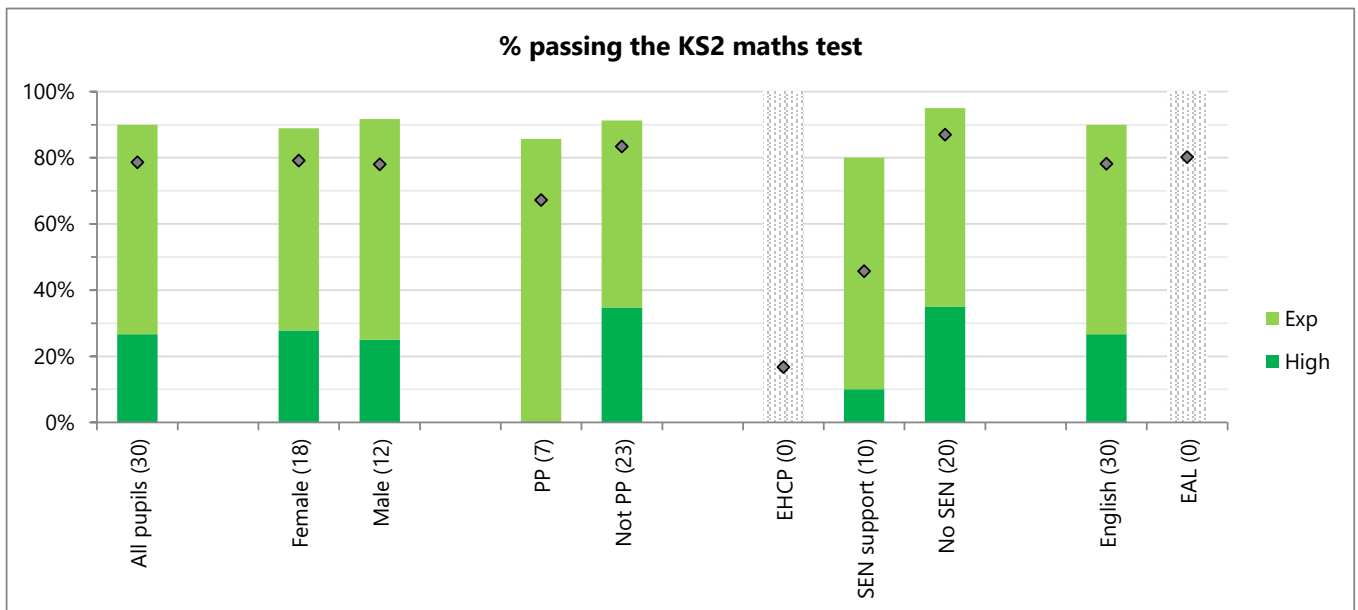
% passing the KS2 writing TA over time

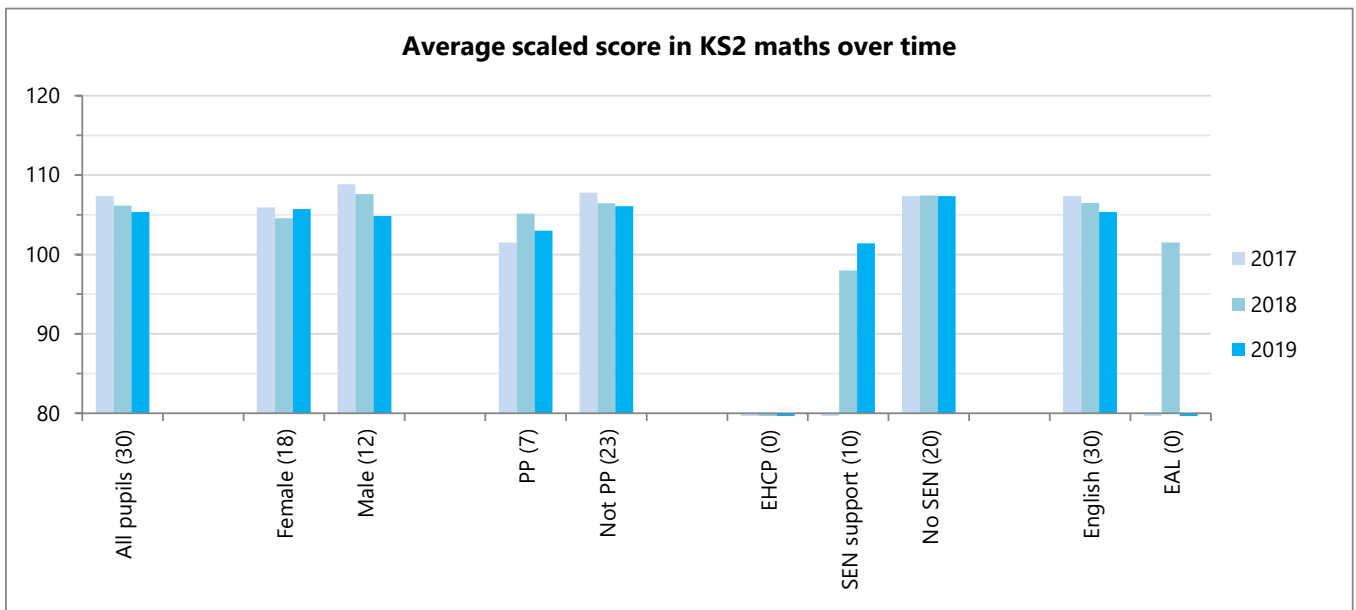
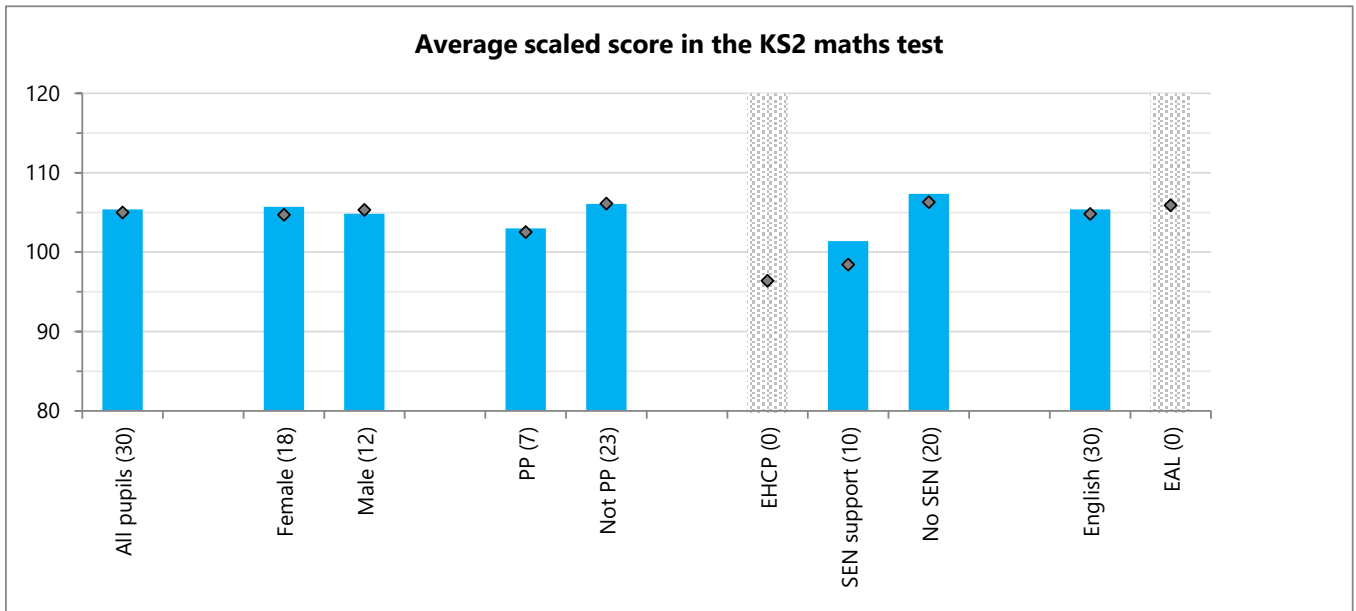


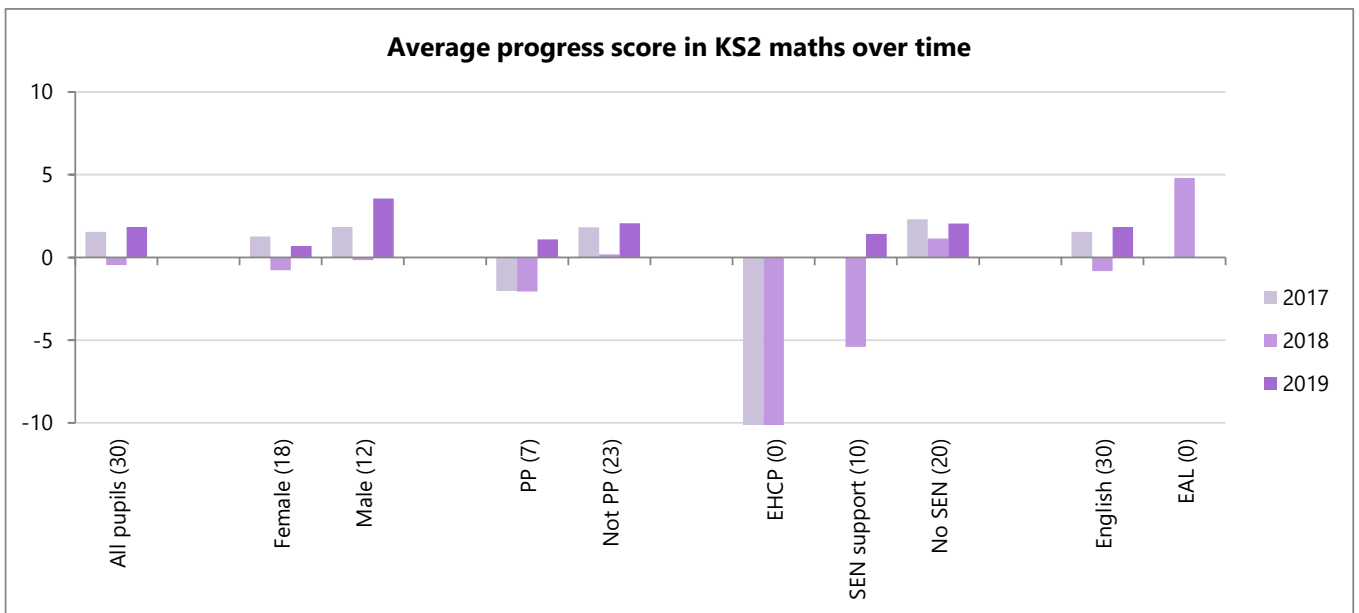
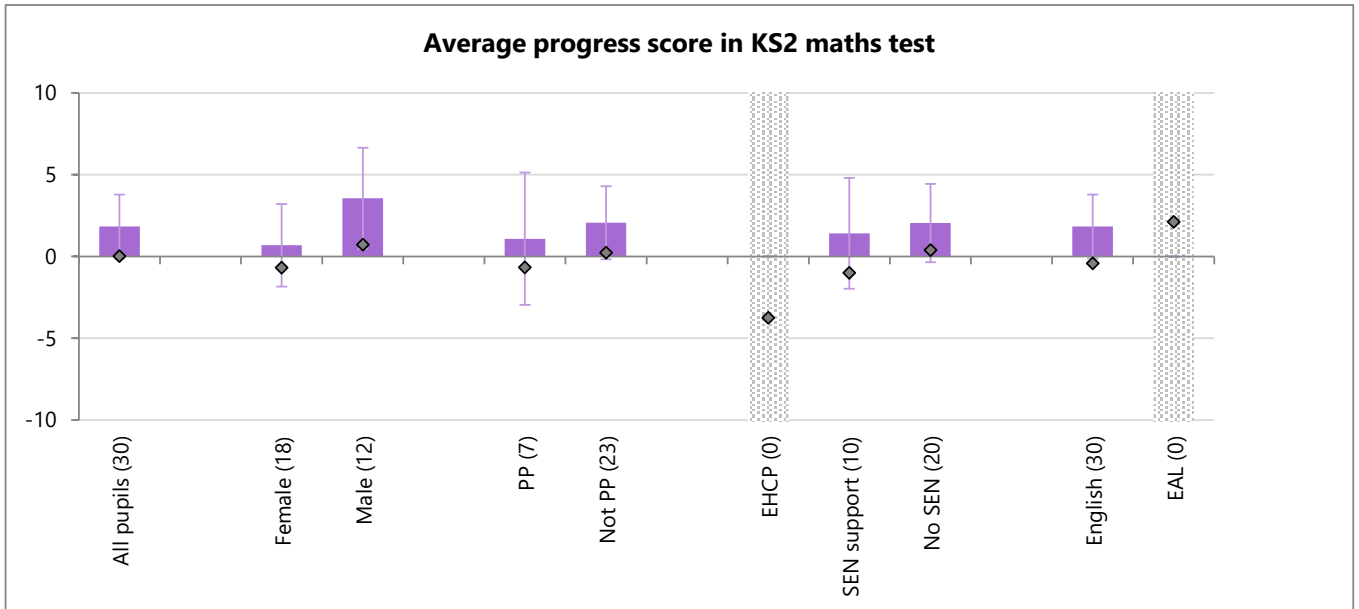


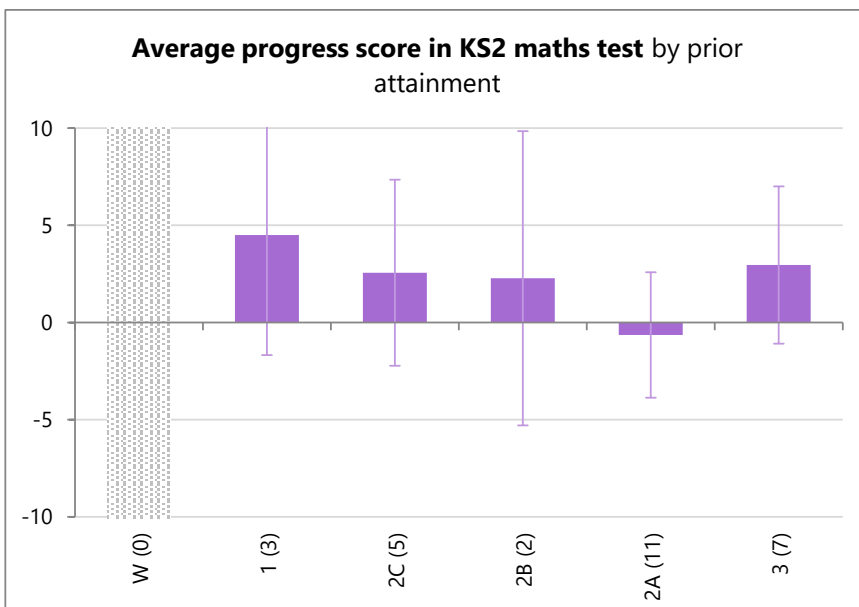
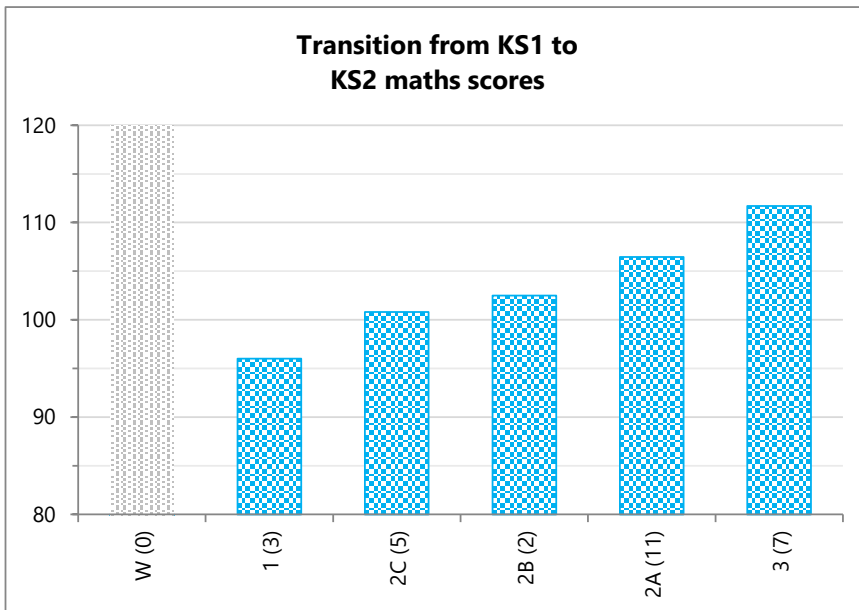
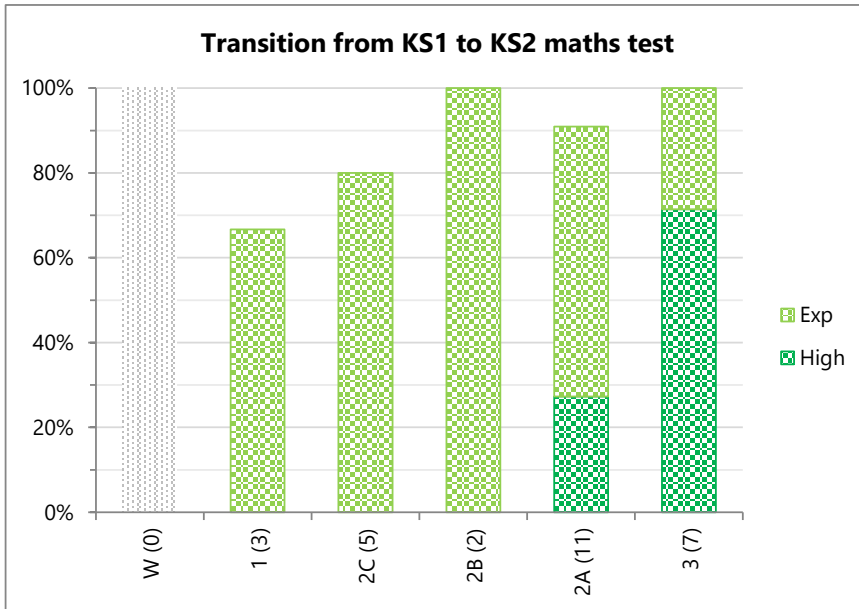
Maths

	% of cohort	Test				LA	England
		Score	Exp+	High	Progress	Exp+	Exp+
All pupils (30)	100%	105	90%	27%	+1.8	77%	79%
Female (18)	60%	106	89%	28%	+0.7	79%	79%
Male (12)	40%	105	92%	25%	+3.6	76%	78%
PP (7)	23%	103	86%	0%	+1.1	65%	67%
Not PP (23)	77%	106	91%	35%	+2.1	85%	83%
EHCP (0)	0%					21%	17%
SEN support (10)	33%	101	80%	10%	+1.4	41%	46%
No SEN (20)	67%	107	95%	35%	+2.0	86%	87%
English (30)	100%	105	90%	27%	+1.8	77%	78%
EAL (0)	0%					76%	80%
W (0)	0%					0%	
1 (3)	10%	96	67%	0%	+4.5	15%	
2C (5)	17%	101	80%	0%	+2.6	42%	
2B (2)	7%	103	100%	0%	+2.3	73%	
2A (11)	37%	106	91%	27%	-0.6	94%	
3 (7)	23%	112	100%	71%	+3.0	99%	



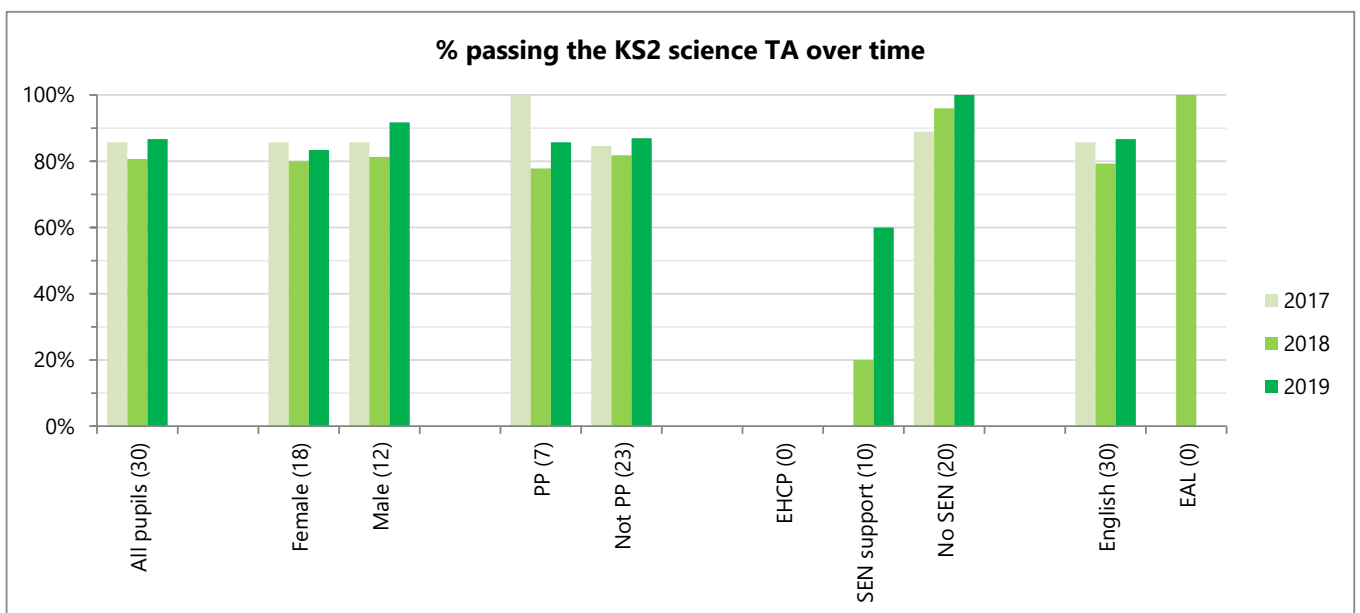
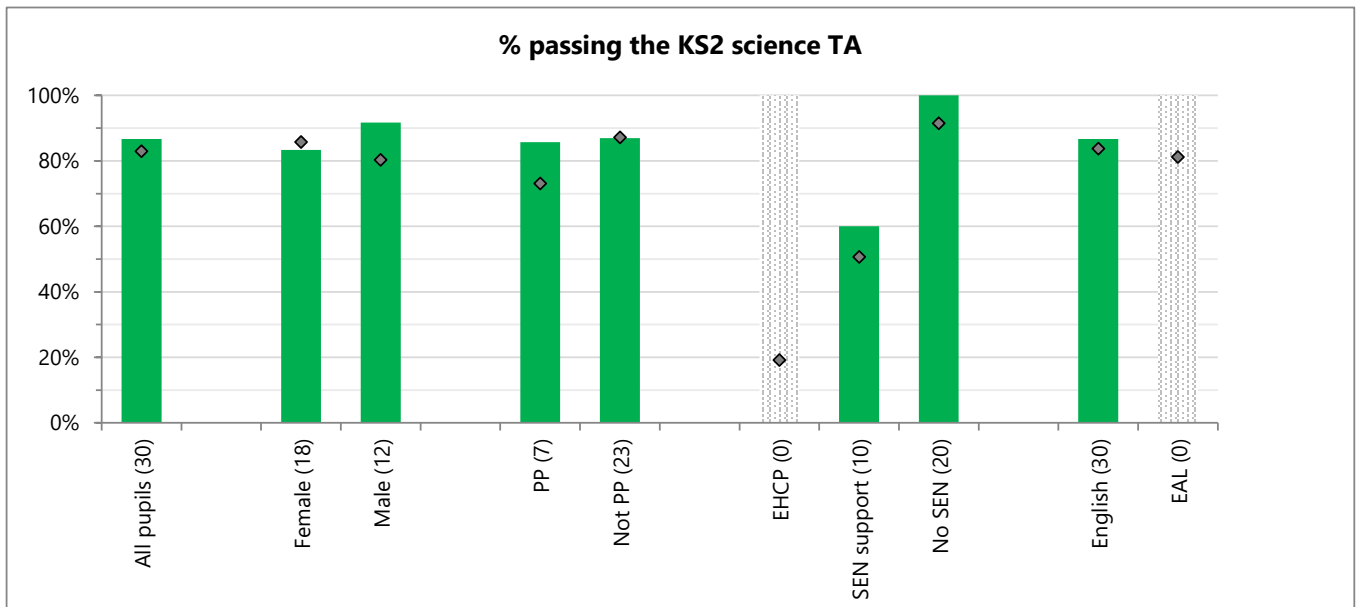


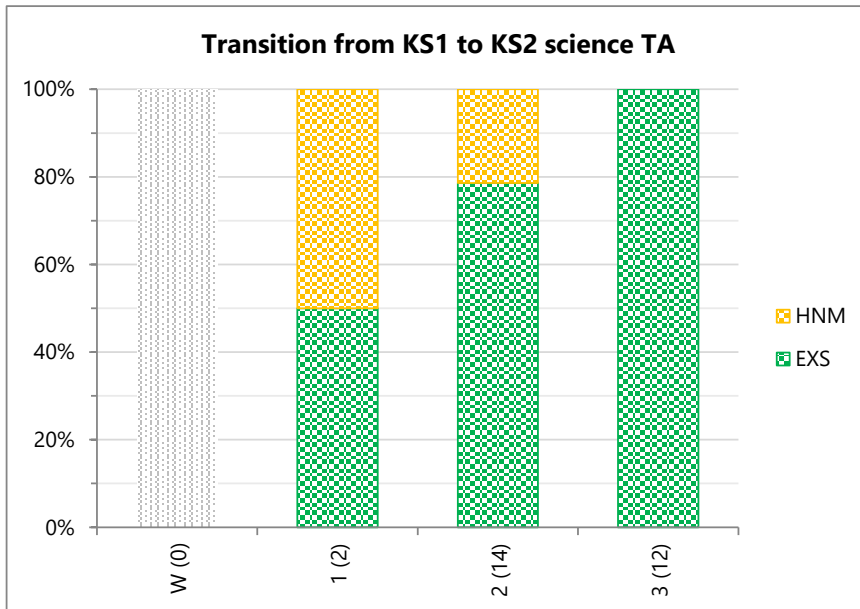




Science

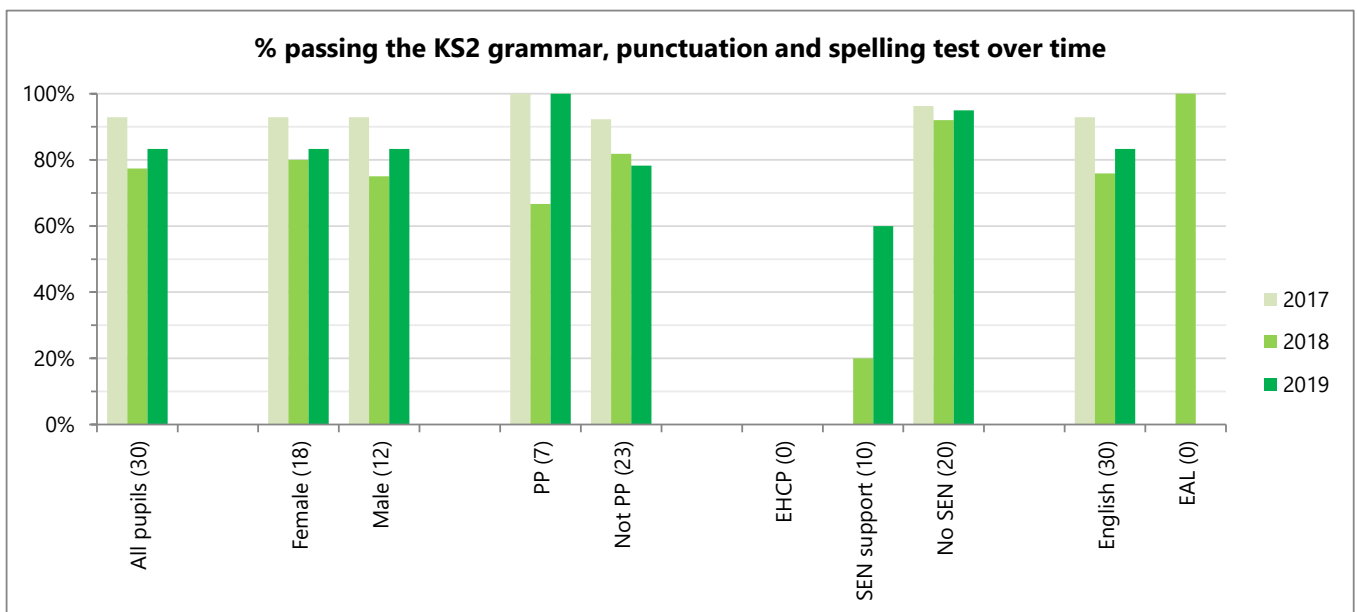
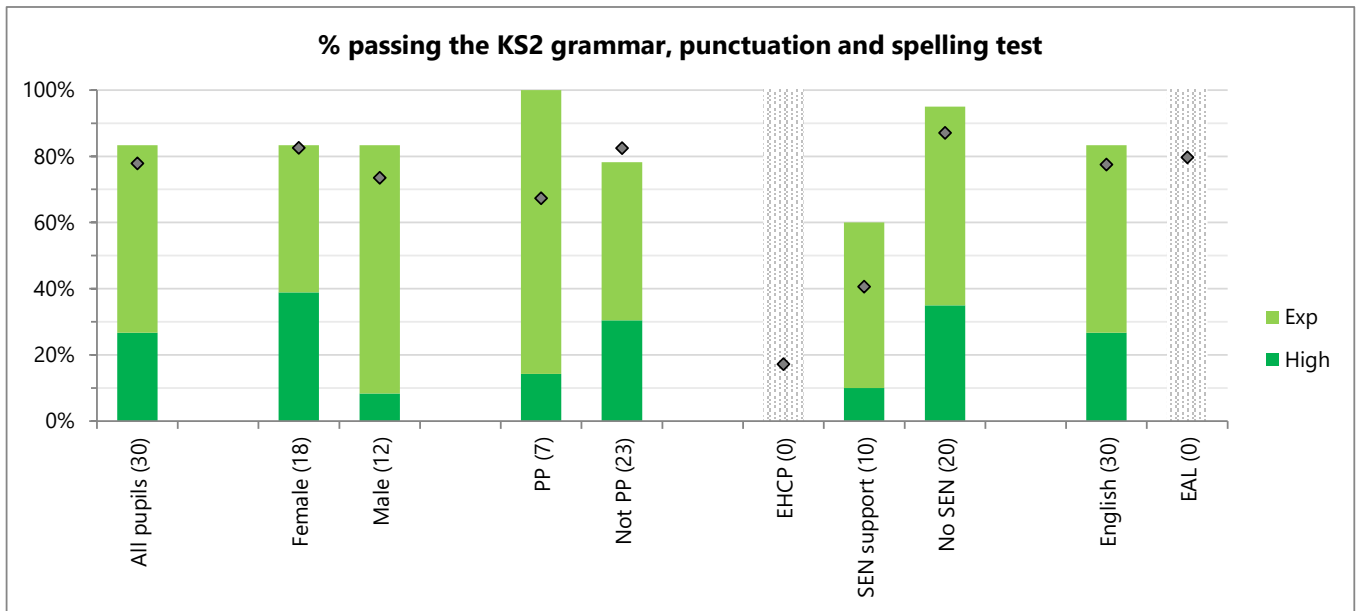
	% of cohort	Teacher assessment		LA	England
		EXS	HNM	EXS	EXS
All pupils (30)	100%	87%	13%	82%	83%
Female (18)	60%	83%	17%	85%	86%
Male (12)	40%	92%	8%	79%	80%
PP (7)	23%	86%	14%	71%	73%
Not PP (23)	77%	87%	13%	89%	87%
EHCP (0)	0%			36%	19%
SEN support (10)	33%	60%	40%	45%	51%
No SEN (20)	67%	100%	0%	90%	92%
English (30)	100%	87%	13%	83%	84%
EAL (0)	0%			76%	81%
W (0)	0%			11%	
1 (2)	7%	50%	50%	22%	
2 (14)	47%	79%	21%	84%	
3 (12)	40%	100%	0%	99%	

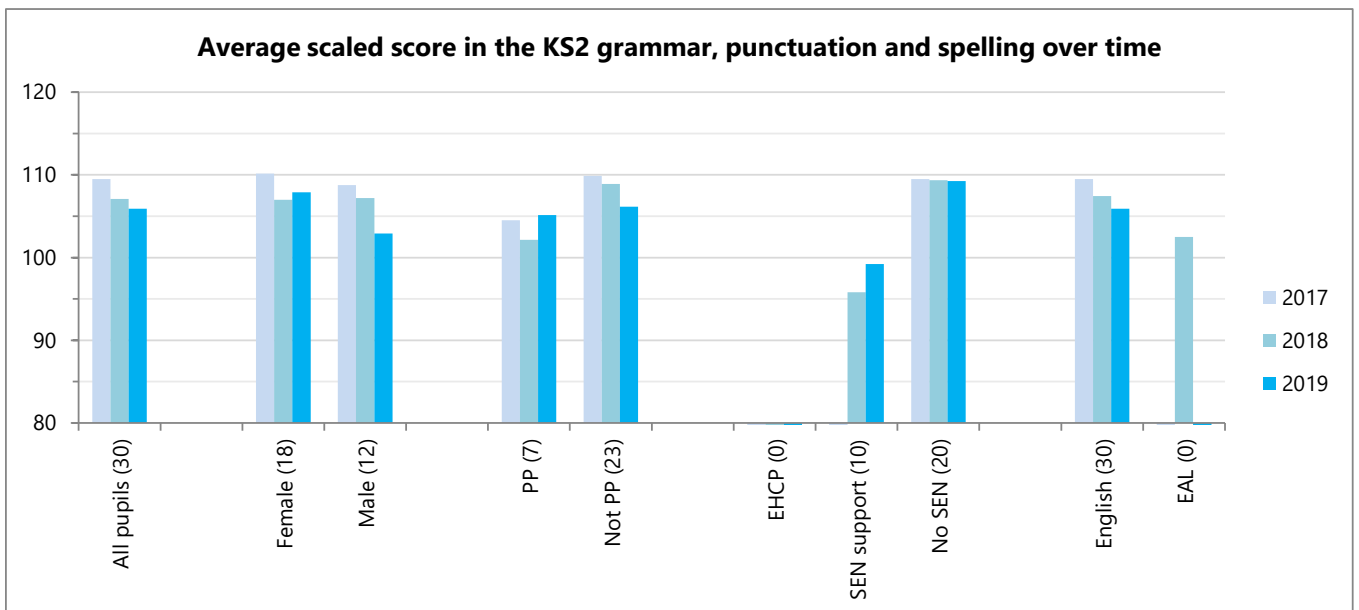
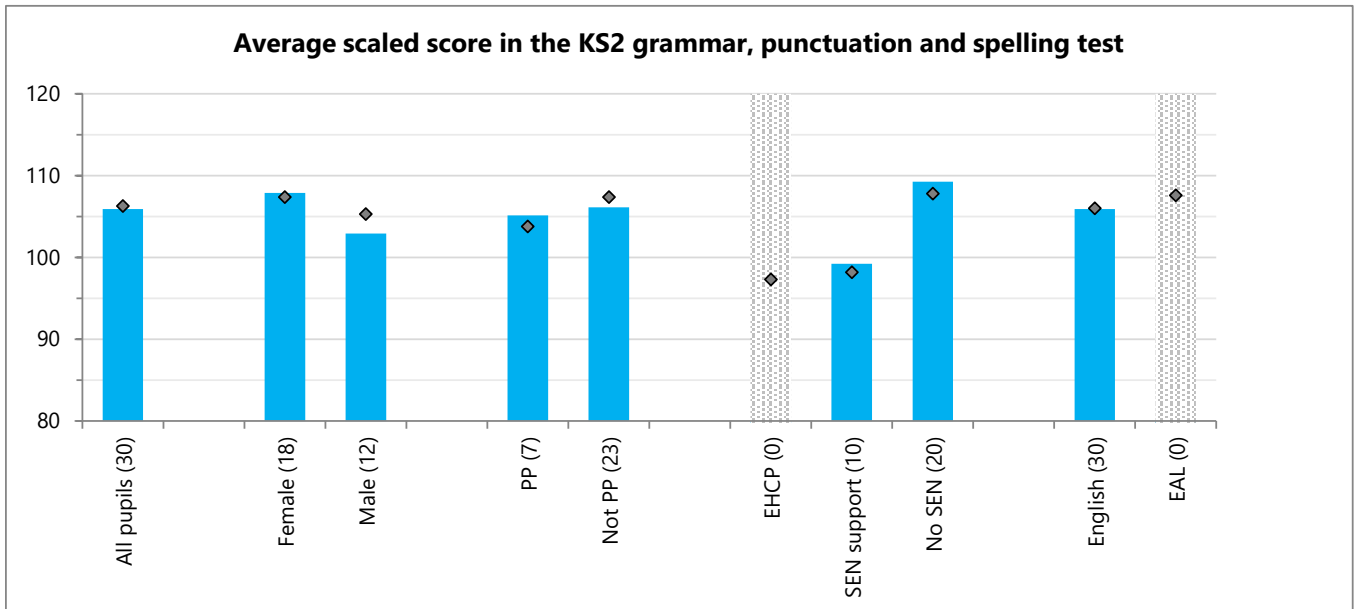




Grammar, punctuation and spelling

	% of cohort	Test			LA	England
		Score	Exp+	High	Exp+	Exp+
All pupils (30)	100%	106	83%	27%	74%	78%
Female (18)	60%	108	83%	39%	81%	83%
Male (12)	40%	103	83%	8%	69%	74%
PP (7)	23%	105	100%	14%	64%	67%
Not PP (23)	77%	106	78%	30%	81%	83%
EHCP (0)	0%				15%	17%
SEN support (10)	33%	99	60%	10%	37%	41%
No SEN (20)	67%	109	95%	35%	83%	87%
English (30)	100%	106	83%	27%	75%	78%
EAL (0)	0%				70%	80%





Reading, writing and maths

	% of cohort	Test		LA	England
		Exp+	High	Exp+	Exp+
All pupils (30)	100%	63%	13%	60%	65%
Female (18)	60%	56%	22%	65%	70%
Male (12)	40%	75%	0%	55%	60%
PP (7)	23%	57%	0%	47%	51%
Not PP (23)	77%	65%	17%	68%	71%
EHCP (0)	0%			13%	9%
SEN support (10)	33%	30%	0%	22%	25%
No SEN (20)	67%	80%	20%	69%	74%
English (30)	100%	63%	13%	61%	65%
EAL (0)	0%			56%	63%
W+ (1)	3%	0%	0%	2%	
1+ (5)	17%	20%	0%	15%	
2C+ (6)	20%	50%	0%	38%	
2B+ (5)	17%	80%	20%	65%	
2A+ (10)	33%	90%	30%	89%	
3 (1)	3%	100%	0%	98%	

